

T:\2019\19431_Hampton Inn_Ashland City TN\19431_ES201.dwg 5/31/2019 9:45:53 AM (hmf)

Order Plans

WWW.LDILine.com

GENERAL PLAN NOTES

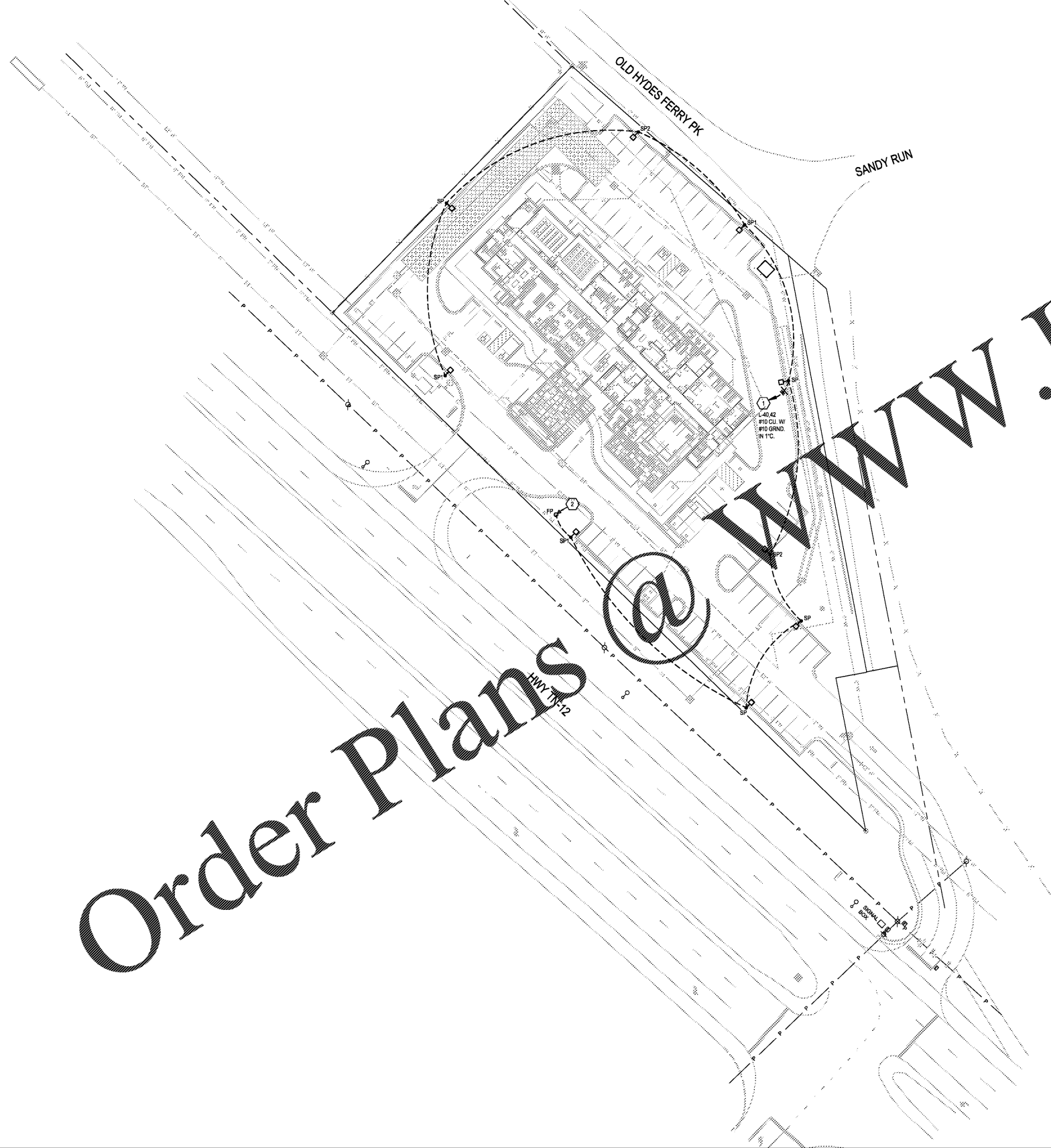
1. ALL POLE BASES ARE TO BE LOCATED 18" MINIMUM OFF BACK FACE OF CURB TO EDGE OF POLE BASE. THOSE LOCATED IN AN ISLAND ARE TO BE CENTERED IN ISLAND.
2. ALL POLE MOUNTED LIGHT FIXTURES ARE TO BE INSTALLED AT 25' ABOVE FINISHED GRADE (MAX BY CITY ORDINANCE). PROVIDE DIFFERENT POLE LENGTHS FOR POLES LOCATED IN PAVED AND NON PAVED AREAS.
3. ALL POLES ARE TO BE ALIGNED WITH PARKING STRIPING.

SITE LIGHTING FIXTURE SCHEDULE


TYPE	DESCRIPTION
FP	SEE SHEET E001 FOR FIXTURE DESCRIPTION.
SP	SEE SHEET E8202 FOR FIXTURE DESCRIPTION.
SP1	SEE SHEET E8202 FOR FIXTURE DESCRIPTION.
SP2	SEE SHEET E8202 FOR FIXTURE DESCRIPTION.

ELECTRICAL KEYED NOTES

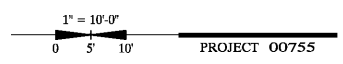
- ① RUN CIRCUIT THRU LIGHTING CONTACTOR. CONTACTOR IS TO BE CONTROLLED BY TIMECLOCK & PHOTOCELL ASSEMBLY.
- ② PROVIDE WEATHERPROOF ELECTRICAL CONNECTIONS TO FLAG POLE FLOOD LIGHT. SEE DETAIL ON SHEET E8102. AIM TO BEST ILLUMINATE FLAG POLE. FIELD VERIFY POLE LOCATION.



HAMPTON INN
NEW HOTEL
ASHLAND CITY, TENNESSEE
WWW.DAVIDRCARTER.NET
DAVID R. CARTER AND ASSOCIATES



ISSUE DATE 05-30-19
▲ REVISION LOG



ELECTRICAL SITE LIGHTING PLAN ES201