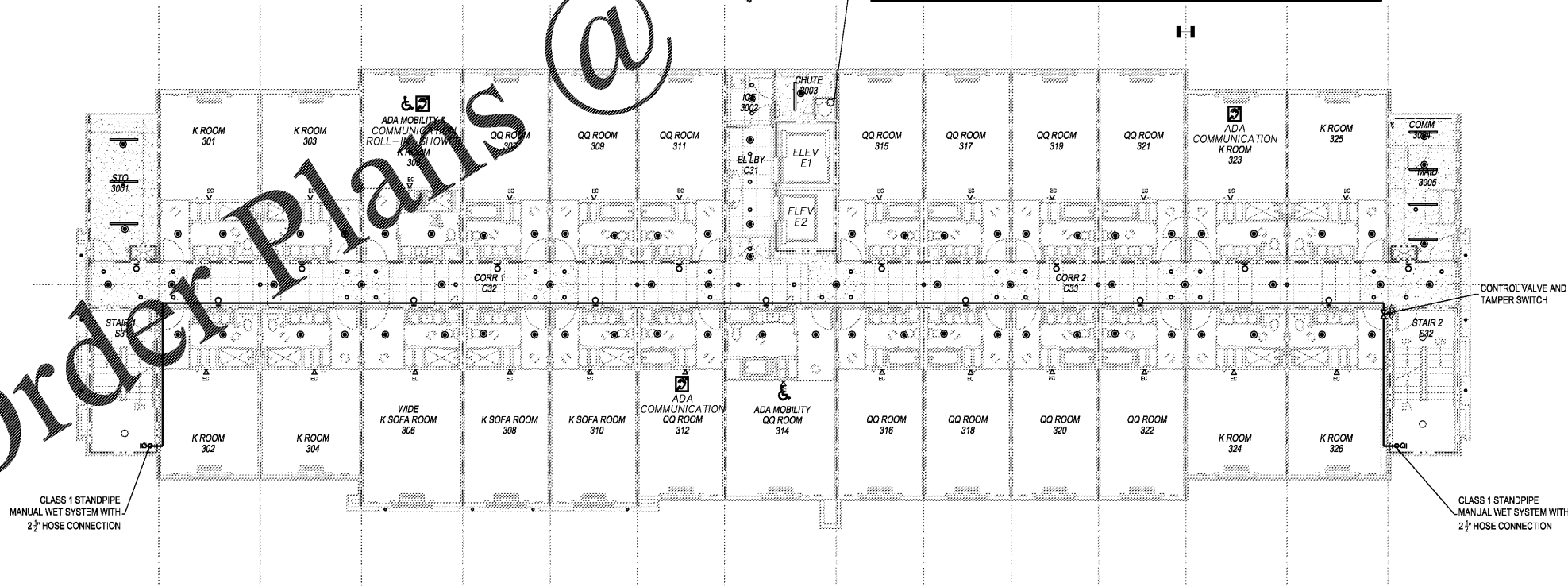



02 | LEVEL 4

LINEN CHUTE SPRINKLERS:
 • AUTOMATIC SPRINKLERS INSTALLED IN GRAVITY CHUTE SERVICE OPENINGS SHALL BE RECESSED OUT OF THE CHUTE AREA THROUGH WHICH MATERIAL TRAVELS.
 • A SPRINKLER SHALL BE INSTALLED WITHIN THE CHUTE ON ALTERNATE FLOORS IN BUILDINGS OVER TWO STORIES IN HEIGHT, WITH A MANDATORY SPRINKLER LOCATED AT THE LOWEST SERVICE LEVEL.
 • SPRINKLERS SHALL BE INSTALLED AT OR ABOVE THE TOP SERVICE OPENING OF THE CHUTE.
 • CONNECT TO LAUNDRY CHUTE SPRINKLER HEAD, SPRINKLER HEAD PROVIDED BY LINEN CHUTE MANUFACTURER.
 • CONNECTION BY FIRE SPRINKLER CONTRACTOR.

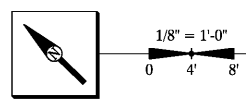


01 | LEVEL 3

HAMPTON INN
 NEW HOTEL
 ASHLAND CITY, TENNESSEE
 WWW.DAVIDRCARTER.NET
 DAVID R. CARTER AND ASSOCIATES



ISSUE DATE 05-30-19
 REVISION LOG



LEVELS 3 & 4 FIRE PROTECTION PLAN FP103