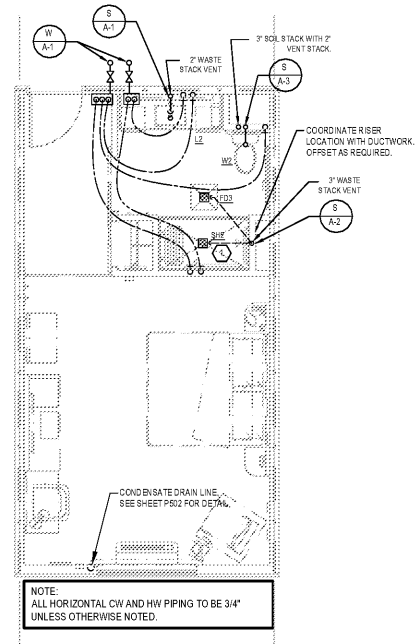
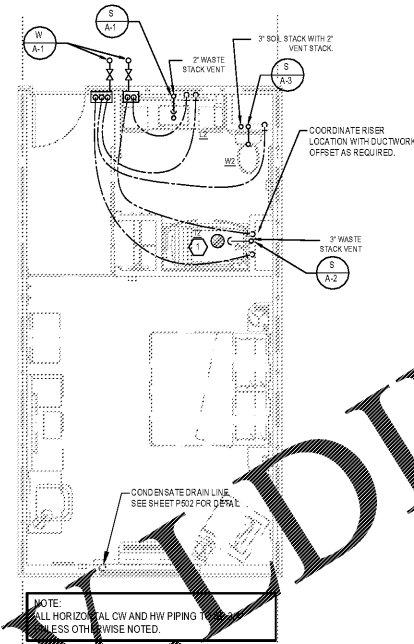


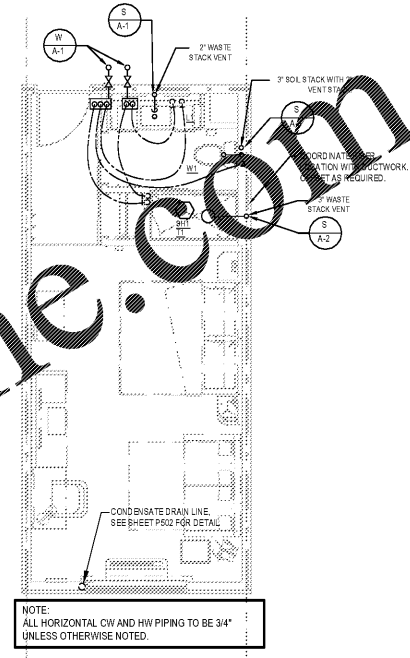
1 KING
SCALE: 1/4"=1'-0"



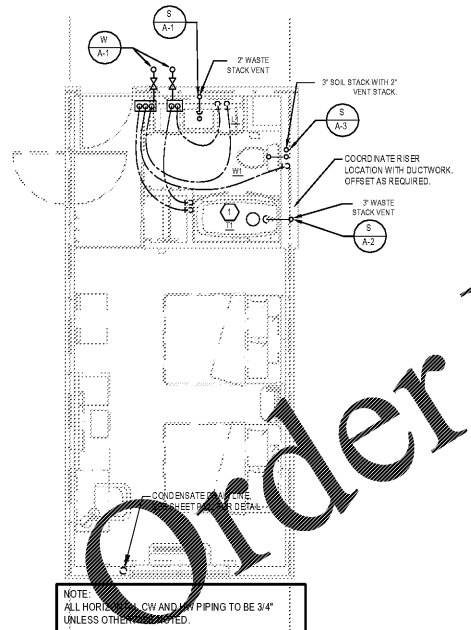
2 KING ADA MOBILITY ROLL-IN SHOWER
SCALE: 1/4"=1'-0"



3 KING ADA MOBILITY
SCALE: 1/4"=1'-0"
QUEEN QUEEN ADA MOBILITY SIMILAR



4 KING SOFA STANDARD
SCALE: 1/4"=1'-0"
QUEEN QUEEN SIMILAR



5 QUEEN QUEEN TUB STANDARD
SCALE: 1/4"=1'-0"

NOTE: PROVIDE COLORED FAUCET HANDLES WITH RED INDICATORS FOR HOT AND BLUE INDICATORS FOR COLD.

PLUMBING ADA KEYED NOTES
1 SEE ARCHITECTURAL FOR LOCATION AND NUMBER OF TUB AND SHOWER HEADS AND CONTROLS.

1 HOUR FIRE RATED PARTITION
2 HOUR FIRE RATED PARTITION

March Adams & Associates
310 Dundas Ave.
Chattanooga, Tennessee 37404
P: (423) 898-6675
F: (423) 898-6675
www.maa.com

HAMPTON INN
NEW HOTEL
ASHLAND CITY, TENNESSEE
WWW.DAVIDRCARTER.NET
DAVID R. CARTER AND ASSOCIATES



ISSUE DATE: 05-30-19
▲ REVISION LOG

0 2 4
1/4" = 1'-0" PROJECT 00755