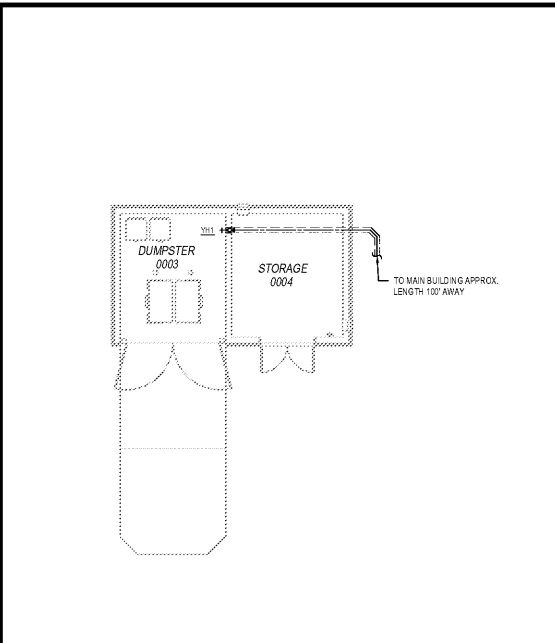


02 | LARGE SCALE WATER HEATER



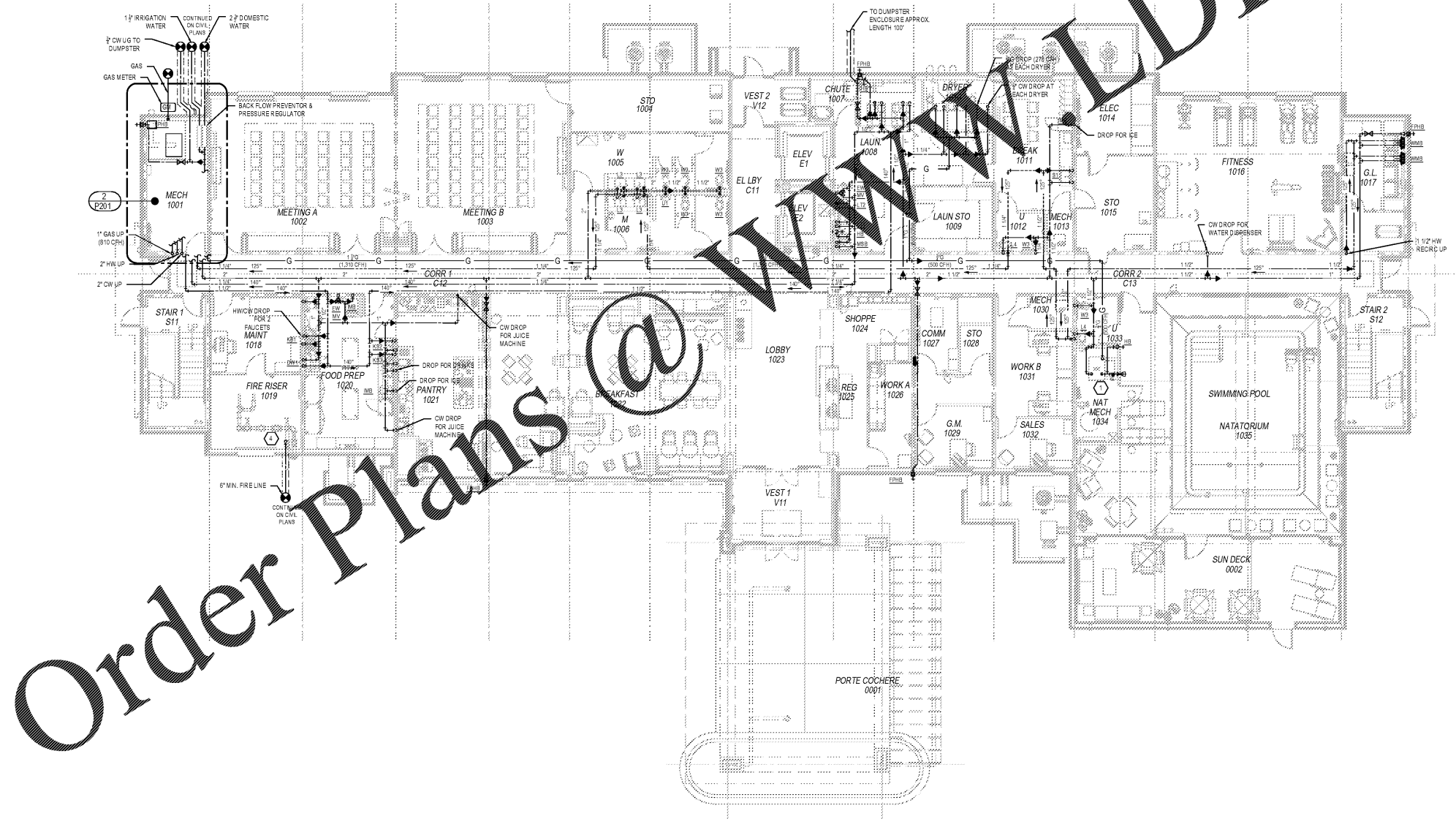
03 | DUMPSTER ENCLOSURE

- PLUMBING KEYED NOTES**
- 1 1/2" PVB BACKFLOW PREVENTOR, FOR USE BY POOL CONTRACTOR.
 - 2 1/2" PVB BACKFLOW PREVENTOR FOR DOMESTIC WATER.
 - 3 1/2" BACKFLOW FOR IRRIGATION.
 - 4 STUB UP BY FIRE MAN AND CAP AT 18" AFF FOR USE BY FIRE PROTECTION CONTRACTOR.

- GENERAL PLAN NOTES**
- 1) PLUMBING DESIGN ENDS 30" FROM THE EXTERIOR OF THE BUILDING.
 - 2) ALL TOILETS AND SINKS ARE TO HAVE BRAIDED SUPPLY LINES AND 1/2" TURN SHUT-OFF VALVES.
 - 3) ALL HORIZONTAL CW AND HW PIPING TO BE 3/4" UNLESS OTHERWISE NOTED.
 - 4) THE HOT WATER RECIRCULATION SYSTEM SHALL BE LAID OUT SUCH THAT NO HOT WATER RUN-OUT FROM THE RECIRCULATION LINE SHALL BE LONGER THAN 20' DEVELOPED LENGTH.
 - 5) COORDINATE PIPE ROUTING WITH OTHER TRADES BEFORE FABRICATION.
 - 6) ARRANGE PIPING AT WATER HEATERS IN SUCH A WAY AS TO EXPEDITE MAINTENANCE OR REPLACEMENT OF WATER HEATERS. PROVIDE ISOLATION VALVES AT EACH WATER HEATER SO THAT MAINTENANCE OF A SINGLE WATER HEATER DOES NOT REQUIRE SHUTDOWN OF HW SYSTEM TO THE BUILDING.
 - 7) GAS PIPING SIZED FOR 2psi DELIVERED GAS PRESSURE WITH A PRESSURE DROP OF 1.0PSIG, 0.8 SPECIFIC GRAVITY AND SCHEDULE 40 PIPE, DEVELOPMENTAL LENGTH OF 400'.
 - 8) PLAN SHOWS SUGGESTED LOCATION OF GAS METER. ACTUAL LOCATION OF METER BY CIVIL AND GAS COMPANY.
 - 9) PROVIDE GAS COOK, REGULATOR, DRIP LEG, AND DIELECTRIC UNION AT EACH WATER HEATER.
 - 10) INSULATE ALL NEW HW/CW PIPING.
 - 11) COORDINATE PENETRATIONS THROUGH RATED ASSEMBLIES. FIRE RESISTANT INSTALLATION IS PROPERLY PROTECTED AS REQUIRED BY APPLICABLE CODES. EX. WATER PIPE PENETRATIONS THROUGH RATED WALLS.

1 HOUR FIRE RATED PARTITION
2 HOUR FIRE RATED PARTITION

March Adams & Associates
310 Doolittle Ave.
Chattanooga, Tennessee 37404
P: (423) 998-4675
F: (423) 998-4675
www.marchadams.com

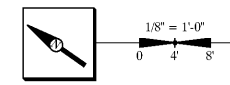


Order Plans @ www.dlLine.com

HAMPTON INN
NEW HOTEL
ASHLAND CITY, TENNESSEE
WWW.DAVIDRCARTER.NET
DAVID R. CARTER AND ASSOCIATES



ISSUE DATE: 05-30-19
▲ REVISION LOG



PROJECT 00755

LEVEL 1 DOMESTIC WATER & GAS PLAN P201