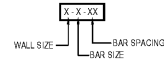


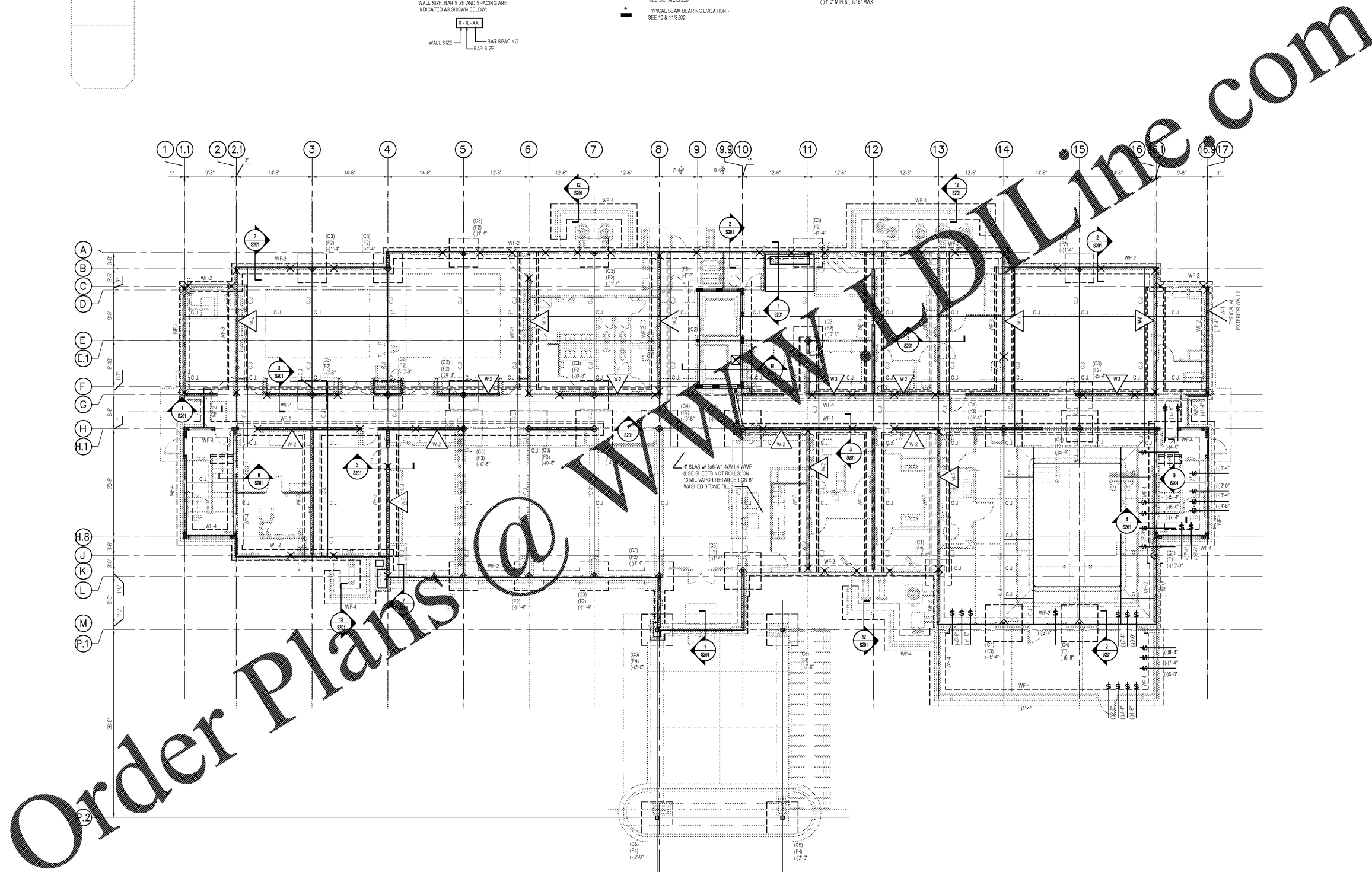
STRUCTURAL NOTES:

- (F)-1" INDICATES TOP OF FOOTING ELEVATION BELOW FINISH FLOOR ELEVATION
- ALL FOOTINGS SHALL BE CENTERED UNDER COLUMNS AND BEAM BEARING WALL SERVICEMENTS U/I/D
- SEE SHEET S201 FOR ADDITIONAL SECTIONS AND DETAILS
- ALL SECTIONS TYP U/I/D
- VERIFY ALL OPENINGS w/ARCH DWGS
- ALL MASONRY WALLS SHALL BE ADEQUATELY SUPPORTED BY TEMPORARY BRACING DURING CONSTRUCTION AND BACKFILLING. BRACING SHALL REMAIN IN PLACE UNTIL ALL FLOOR AND ROOF CONNECTIONS ARE COMPLETE
- FOR TYPICAL PLASTER SEE D18201
WALL SIZE, BAR SIZE AND SPACING INDICATED AS SHOWN BELOW



STRUCTURAL LEGEND:

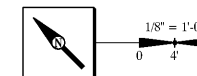
- (C7) COLUMN DESIGNATION - SEE COLUMN SCHEDULE ON S001
- (F7) FOOTING DESIGNATION - SEE FOOTING SCHEDULE ON S001
- NON-LOAD BEARING STUD WALLS
- LOAD BEARING CMU WALL - w/REQUIRED PLASTER LOCATIONS INDICATED. SPACE OTHER PILASTERS AS INDICATED ON PLAN - SEE NOTE 7
- LOAD BEARING STUD WALLS
- TYPICAL MASONRY CORNER PILASTER - SEE D18201
- TYPICAL BEAM BEARING LOCATION - SEE 10 & 11S202
- (2)H x 2' O' LG CENTERED IN SLAB TYP ALL MSRY DOOR OPENINGS
- TYPICAL SLAB CONTROL OR CONSTRUCTION JOINT - SEE SECTION A.5 OR S4S201
- INDICATES STEPPED FOOTING, STEP PER AS201
- WALL DESIGNATION - SEE WALL SCHEDULE ON S002
- (F)-1" VERIFY TOP OF FOOTING ELEVATION w/ELEVATOR MANUFACTURER (1/4" MIN & 1/8" MAX)



Order Plans @

8-5-24
TYPICAL @ ELEVATOR & STAIRS

FOUNDATION PLAN
SCALE: 1/8" = 1'-0"
F.F.E. = 0'-0"
REFERENCE ELEV. = 410.90'



FOUNDATION PLAN S101

**HAMPTON INN
NEW HOTEL**
ASHLAND CITY, TENNESSEE
WWW.DAVIDRCARTER.NET
DAVID R. CARTER AND ASSOCIATES



ISSUE DATE 05-30-19
REVISION LOG

PROJECT 00755

1 HOUR FIRE RATED PARTITION
2 HOUR FIRE RATED PARTITION

March Adams & Associates
P.O. Box 4809
Chattanooga, Tennessee 37404
Phone: 423-698-6675
Fax: 423-698-6673