

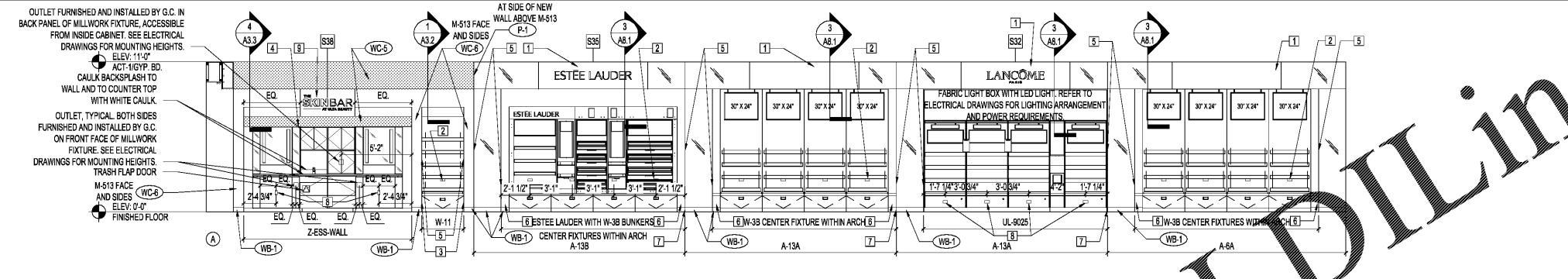
REVISIONS	DATE
LL & ULTA REVIEW	09/03/2019
3D ISSUE	09/03/2019
PERMIT ISSUE	09/04/2019

robert g. lyon + associates, inc.  
1111 S. W. 11th St., Suite 111  
5100 River Road, Ste 125  
Schiller Park, IL 60176  
P 847.671.4420  
F 847.671.4200  
www.rgla.com

- GENERAL NOTES:**
- INSTALL ALL ARCHES TIGHT TO CEILING TILE.
  - WNY ARCH SOWAGE FURNISHED AND INSTALLED BY ULTA GRAPHIC VENDOR - GFC.
  - G.C. TO COORDINATE FINAL SHELF LOCATION WITH STORE SET TEAM AND STORE MANAGER.
  - PROVIDE GRAY ELECTRICAL DEVICES AND STAINLESS STEEL COVER PLATES AT LOCATIONS WHERE WC-5 OCCURS.
  - SEE P-1, P-1A, P-1B AND P-1C FOR FIXTURE DETAILS.
  - ACCESS PANELS TO BE PROVIDED AS REQUIRED. SELECT DRAWINGS. ALL ACCESS PANELS MUST BE METAL. ACCESS PANELS HIGHER THAN 24" A.F.F. TO BE FINISHED TO MATCH SURROUNDING WALL. ACCESS PANELS BELOW 24" A.F.F. TO BE PAINTED TO MATCH WALL FINISH.
  - FIX CHIPS AS REQUIRED ON ALL FIXTURES. TYPICAL.
  - G.C. TO CAULK ALL VERTICAL AND HORIZONTAL JOINTS BETWEEN ADJACENT WALL SEGMENTS WITH WHITE CAULK TO PREVENT LIGHT PENETRATION. TYPICAL.
- KEY NOTES:**
- ILLUMINATED ACRYLIC ARCH FURNISHED BY ULTA. INSTALLED BY G.C. SEE ELECTRICAL DRAWINGS FOR LIGHTING ARRANGEMENT.
  - OUTLETS FURNISHED AND INSTALLED BY G.C. CENTERED IN THE BACK PANEL OF MILLWORK FIXTURE. LOCATE AS SHOWN. SEE ELECTRICAL DRAWINGS FOR MOUNTING HEIGHTS.
  - G.C. TO PLANE DOWN EXTERIOR BUNKER EDGE AS REQUIRED TO FIT BEYOND WALL BASE AND HEAVY EDGE BANDING.
  - CAULK THE PERIMETER OF THE MILLWORK TOP, TO SIDES OF ARCH AND GYPSUM BOARD WALL WITH WHITE CAULK.
  - FIXTURE INSTALLATION CONTRACTOR G.C. TO ENSURE SQUARE/LEVELING OF THE FIXTURES AS BEST AS POSSIBLE. CAULK GAP BETWEEN WALL FIXTURE AND ARCH-M-513. TYPICAL EACH SIDE. CAULK SHOULD BE USED AT A MINIMUM IF GAP IS LARGER THAN 1/4". CONTACT FIXTURE VENDOR FOR TYPICAL SPACING AND INSTALL TIGHT TO ARCH. SEE CS3 FOR FIXTURE VENDOR CONTACT INFORMATION.
  - BUNKER FILLER PANEL FURNISHED BY MILLWORK CO. INSTALLED BY G.C. WITH SIDES. TYPICAL.
  - WRAP WALL BASE TO CONTINUE TO THE SIDES OF THE ARCH.
  - OUTLETS FURNISHED AND INSTALLED BY G.C. LOCATED IN WALL LOCATIONS AS SHOWN. SEE ELECTRICAL DRAWINGS FOR MOUNTING HEIGHTS.
  - SHAMPOO LIGHT BOX WITH LED LIGHTS. TO ELECTRICAL DRAWINGS FOR LIGHTING ARRANGEMENT AND POWER REQUIREMENTS.

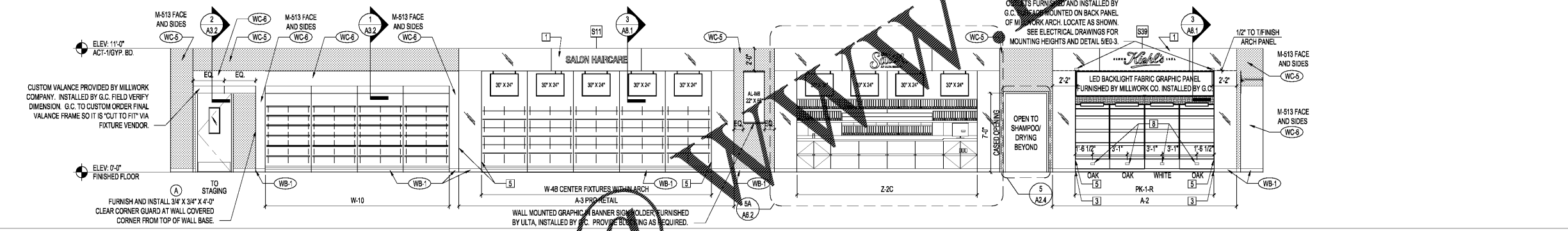
5 NOT USED

SCALE  
1/4"=1'-0"



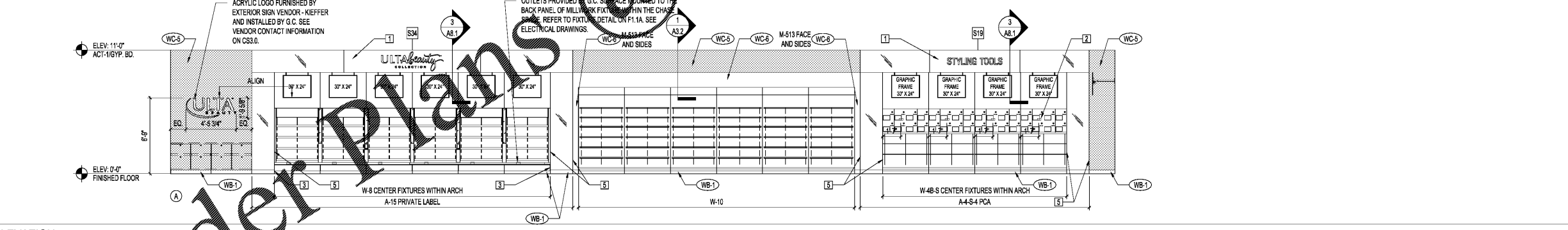
4 SALES ELEVATION

SCALE  
1/4"=1'-0"



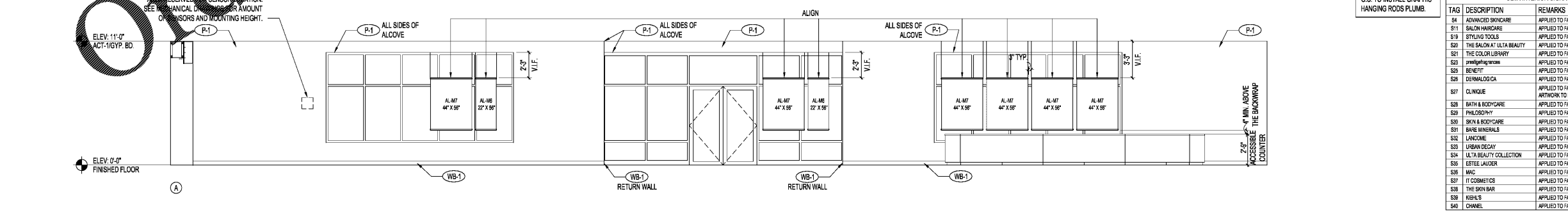
3 SALES ELEVATION

SCALE  
1/4"=1'-0"



2 SALES ELEVATION

SCALE  
1/4"=1'-0"



1 SALES ELEVATION

SCALE  
1/4"=1'-0"

TAG	DESCRIPTION	REMARKS
S4	ADVANCED SKINCARE	APPLIED TO FACE OF PANEL
S11	SALON HAIRCARE	APPLIED TO FACE OF PANEL
S19	STYLING TOOLS	APPLIED TO FACE OF PANEL
S20	THE SALON AT ULTA BEAUTY	APPLIED TO FACE OF PANEL
S21	THE COLOR LIBRARY	APPLIED TO FACE OF PANEL
S22	SKINCARE	APPLIED TO FACE OF PANEL
S23	BENEFIT	APPLIED TO FACE OF PANEL
S24	DERMATOLOGICA	APPLIED TO FACE OF PANEL
S27	CLINIQUE	APPLIED TO FACE OF PANEL - FINAL ARTWORK TO BE DETERMINED BY ULTA
S28	BATH & BODYCARE	APPLIED TO FACE OF PANEL
S29	PHILOSOPHY	APPLIED TO FACE OF PANEL
S30	SKIN & BODYCARE	APPLIED TO FACE OF PANEL
S31	BARE MINERALS	APPLIED TO FACE OF PANEL
S32	LANCOME	APPLIED TO FACE OF PANEL
S33	URBAN DECAY	APPLIED TO FACE OF PANEL
S34	ULTA BEAUTY COLLECTION	APPLIED TO FACE OF PANEL
S35	ESTEE LAUDER	APPLIED TO FACE OF PANEL
S36	MAC	APPLIED TO FACE OF PANEL
S37	IT COSMETICS	APPLIED TO FACE OF PANEL
S38	THE SKIN BAR	APPLIED TO FACE OF PANEL
S39	KIEHL'S	APPLIED TO FACE OF PANEL
S40	CHANNEL	APPLIED TO FACE OF PANEL

THE ABOVE DRAWINGS AND SPECIFICATIONS REPRESENT THE DESIGN AND INTENT OF THE ARCHITECT AND DO NOT CONSTITUTE A CONTRACT. THE CONTRACTOR SHALL BE RESPONSIBLE FOR OBTAINING ALL NECESSARY PERMITS AND APPROVALS FROM THE LOCAL, STATE AND FEDERAL AUTHORITIES. THE CONTRACTOR SHALL BE RESPONSIBLE FOR OBTAINING ALL NECESSARY PERMITS AND APPROVALS FROM THE LOCAL, STATE AND FEDERAL AUTHORITIES. THE CONTRACTOR SHALL BE RESPONSIBLE FOR OBTAINING ALL NECESSARY PERMITS AND APPROVALS FROM THE LOCAL, STATE AND FEDERAL AUTHORITIES.



ULTA #1813  
SHOPPES OF MADISON  
8201 HIGHWAY 72 WEST  
SUITE C  
MADISON, AL 35758

INTERIOR ELEVATIONS

DESIGNED BY	IA
CHECKED BY	PK
JOB NUMBER	19047
SHEET NAME	A6.1