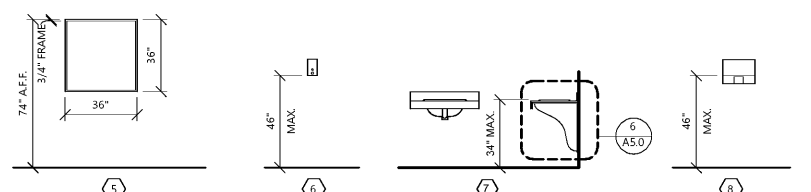
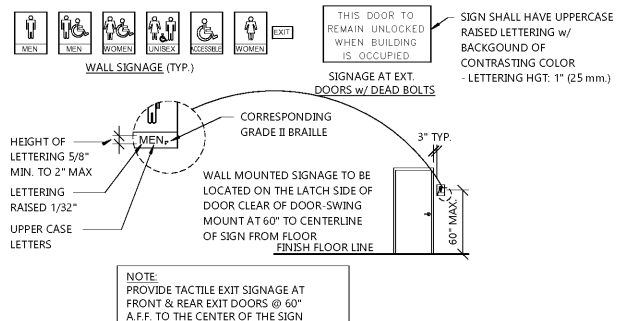


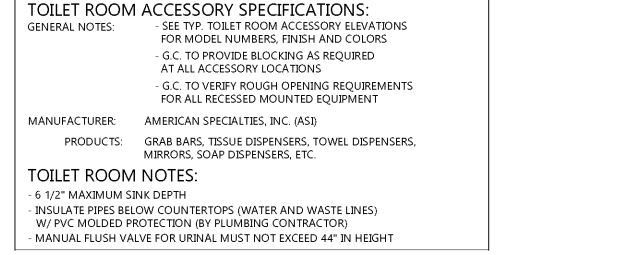
1 1/2" GRAB BAR MODEL NUMBER: ASI-3801 SATIN STAINLESS STEEL
 1 1/2" GRAB BARS MODEL NUMBER: ASI-3801 SATIN STAINLESS STEEL
 TOILET TISSUE DISPENSER MODEL NUMBER: ASI-0264-1A ALUMINUM W/ SATIN FINISH
 WATER CLOSET H.C. ACCESSIBLE



MIRROR MODEL NUMBER: ASI-0600 SATIN STAINLESS STEEL
 LIQUID SOAP DISPENSER SUPPLIED BY ADMI INSTALLED BE G.C.
 COUNTERTOP LAVATORY BASIN
 SURFACE MOUNTED HAND DRYER EXCEL DRYER, INC. XLERATOR MODEL NUMBER: XL-BW SURFACE MOUNTED, AUTOMATIC, WHITE POLYMER (BMC) COVER W/ 1.1 NOISE REDUCTION NOZZLE SUPPLIED AND INSTALLED BY G.C.



TOILET ROOM ACCESSORY SPECIFICATIONS:
 GENERAL NOTES:
 - SEE TYP. TOILET ROOM ACCESSORY ELEVATIONS FOR MODEL NUMBERS, FINISH AND COLORS
 - G.C. TO PROVIDE BLOCKING AS REQUIRED AT ALL ACCESSORY LOCATIONS
 - G.C. TO VERIFY ROUGH OPENING REQUIREMENTS FOR ALL RECESSED MOUNTED EQUIPMENT
 MANUFACTURER: AMERICAN SPECIALTIES, INC. (ASI)
 PRODUCTS: GRAB BARS, TISSUE DISPENSERS, TOWEL DISPENSERS, MIRRORS, SOAP DISPENSERS, ETC.



ELEVATION - STAFF LOUNGE
 SCALE: 3/8" = 1'-0"

CONCRETE SLAB NOTES:
 1. SAWCUT & REMOVE EXISTING CONC. SLAB AS REQUIRED FOR NEW WORK. CONTRACTOR TO REINF. AND PATCH TO MATCH EXISTING. TYPICAL. SEE DETAIL 10/MD
 2. SLAB TO BE PLACED IN A TEMPERED SPACE AND SHALL NOT HAVE ADDITIONAL ADDITIVES IN THE MIXTURE TO AID CURING IN COLD TEMPERATURES OR TO INCREASE CURING TIME BEYOND ACCEPTABLE TIME FRAMES.
 3. COORDINATE SLAB CURE TIMES WITH MOISTURE CONTENT REQUIREMENTS OF FLOOR FINISH, FLOOR MATERIALS AND ASSOCIATED ADHESIVES.
 4. CONCRETE FLOOR TO BE PREPARED TO ACCEPT DIRECT APPLIED FLOOR FINISH AND FLOORING MATERIAL. COORDINATE W/ LANDLORD AND TENANT. FLOOR TO BE FREE OF DEFECTS AND HAVE A SMOOTH LEVEL FINISH. ASPEN DENTAL TO SUPPLY ALL FLOOR MATERIALS. CONTRACTOR TO INSTALL ALL FLOOR FINISH AND FLOORING MATERIALS.
 5. ALL CONCRETE (SITE, FLOOR, ETC.) TO HAVE CYLINDER SLUMP TEST AS INDICATED ON T2.1 FOR OWNER, ARCHITECT AND ENGINEER REVIEW.
 6. GENERAL CONTRACTOR/ CONCRETE CONTRACTOR TO CONTACT OWNER-LANDLORD, ARCHITECT OR ENGINEER ONE DAY PRIOR TO CONCRETE POUR TO REVIEW AGGREGATE BASE. BASED ON SITE LOCATION THIS MAY BE REVIEWED VIA SITE PHOTOS.
 7. AT NEW SLAB POURS THAT CONNECT TO EXISTING SLABS. CONTRACTOR SHALL DRILL AND DRIVE #5 SMOOTH ROD @ 24" O.C. MIN. RODS SHALL BE 12" LONG W/ 8" EMBED. TIE TO WIRE MESH REINFORCEMENT (TYP.). COAT ONE END OF ROD TO PREVENT BONDING W/ SLAB.
 8. GENERAL CONTRACTOR TO PROTECT ALL CONCRETE SURFACES FROM OILS AND STAINS. THERE WILL BE NO WRITING ALLOWED ON EXPOSED SLABS.
 9. COVER NEWLY PLACED SLAB W/ POLY TO CONTROL MOISTURE CONTENT AND FACILITATE EVEN CURING THROUGHOUT.
 10. COORDINATE SLAB SAWCUT JOINTS W/ ORIGINAL BUILDING PLANS. IF PLANS DO NOT NOTE SAWCUT JOINTS, MATCH EXISTING CONCRETE SAWCUT JOINTS TO EXISTING SAWCUT JOINTS. MAINTAIN 15' x 15' SAWCUT JOINT GRID (TYP.)

GENERAL DOOR/HARDWARE NOTES:
 1. HARDWARE LOCK KEYING: HARDWARE SUPPLIER TO PROVIDE LOCK SCHEDULE, KEY DIAGRAM AND HAVE A REPRESENTATIVE GO OVER BUILDING KEYING DIRECT W/ OWNER-LANDLORD AND TENANT. KEYS TO BE HANDLED DIRECT TO OWNER/TENANT.
 2. ALL CYLINDERS TO BE SPEC. HEAVY DUTY SERIES FULL SIZE W/ INTERCHANGEABLE KEYS. NO SUBSTITUTIONS.
 3. ALL LOW VOLTAGE ELECTRICAL FRAMES SHALL BE WELDED - NO KNOCK DOWN FRAMES PERMITTED UNLESS SPECIFICALLY NOTED.
 4. HARDWARE TO BE AMERICANS WITH DISABILITIES ACT (A.D.A.) COMPLIANT
 5. ALL EXIT ROOM DOORS TO HAVE A CLOSER AND PRIVACY LOCK. SEE HARDWARE SCHEDULE FOR ADDITIONAL NOTES.
 6. PROPER EXIT HARDWARE IS REQUIRED ON ALL EXIT AND EXIT ACCESS DOORS. DEAD BOLT HARDWARE SHALL COMPLY WITH REQUIREMENTS OF THE STATE/LOCAL BUILDING CODE.
 7. ALL HARDWARE TO BE PDQ OR EQUAL. CYLINDERS TO BE HEAVY DUTY. ALL FINISHES TO BE BID AS 626 SATIN CHROME FINISH, UNLESS NOTED OTHERWISE. COORDINATE FINAL HARDWARE COLOR/FINISH W/ OWNER-LANDLORD, ARCHITECT AND TENANT PRIOR TO ORDERING/INSTALLATION.
 8. ENTRY DOORS TO HAVE PASSAGE/ENTRY LOCKSET W/ CLOSER, COORDINATE W/ TENANT.
 9. AT RATED ROOMS HARDWARE SUPPLIER TO PROVIDE PROPER LOCKS, CLOSERS, ECT. TO MEET CODE.
 10. HARDWARE SUPPLIER TO PROVIDE DOOR STOPS AT ALL DOORS. (IE WALL STOP, FLOOR STOP); THESE STOPS TO BE PROVIDED IN THIS ORDER WITH WALL STOP AS PREFERRED APPLICATION. SEE HARDWARE SCHEDULE FOR NOTES.

GENERAL HVAC NOTES:
 1. ONE DIGITAL THERMOSTAT WITH RELATED LOW VOLTAGE WIRING PER HVAC UNIT/ZONE. SEE HVAC DRAWINGS.
 2. AT NEW BUILDINGS. ALL GAS PIPING TO BE PERmitted EXCEPT FROM METER TO ROOF. PAINT TO MATCH WALL.
 3. INSULATE ALL NECESSARY DUCTWORK AND PIPING PER CODE.
 4. SUPPLY AND INSTALL ALL NECESSARY EXHAUST FANS, DUCTWORK, VOLUME DAMPERS, EXHAUST REGISTERS, EXHAUST CLEAR DIFFUSERS PER CODE.
 5. PROVIDE AIR BALANCE AT THE ENTIRE SPACE BY PROVIDING FULL TESTING AND BALANCE REPORT, FOR LANDLORD & TENANT REVIEW.
 6. PROVIDE ALL STATE & LOCAL PERMITS AND ANY OTHER TRADE RELATED FEES.
 7. AT RATED ROOMS CONTRACTOR TO PROVIDE DUCT FIRE DAMPERS AS REQUIRED BY CODE TYPICAL. THIS WOULD ALSO APPLY TO ANY PIPE PENETRATIONS THAT WILL BE REQUIRED TO BE FIRE CAULKED OR SLEEVED TYPICAL.
 8. SEE LANDLORD NOTES ON SHEET T2.0 FOR ADDITIONAL INFORMATION

ELECTRICAL NOTES:
 1. COORDINATE PANEL/SUB PANEL LOCATION W/ LANDLORD/TENANT IF LOCATED WITHIN TENANT SPACE.
 2. COORDINATE ALL POWER, PHONE AND DATA REQUIREMENTS W/ TENANT.
 3. COORDINATE PHONE SERVICE INSTALL REQUIREMENTS W/ TENANT. VERIFY PANEL LOCATION W/ TENANT AND TENANT DRAWINGS TYP.
 4. ALL WIRING TO BE INSTALLED IN CONDUIT, TYPICAL
 5. IN PATIENT ROOMS/AREAS ALL ELECTRICAL REQUIRES REDUNDANT GROUNDING.
 6. AT RATED ROOMS CONTRACTOR TO PROVIDE FIRE CAULKING OR SLEEVE PIPING AS REQUIRED BY CODE TYPICAL.
 7. PROVIDE ALL STATE & LOCAL PERMITS AND ANY OTHER TRADE RELATED FEES.
 8. ELEC. CONTRACTOR TO PULL CONDUIT BELOW CONC. SLAB W/ PULL WIRE FOR TELEPHONE CO. USE - COORDINATE SIZE OF CONDUIT W/ TELEPHONE PROVIDER.
 9. G.C. TO PROVIDE MIN. 1/2" PLYWOOD PANEL. COORDINATE REQUIRED LOCATIONS W/ TENANT.
 10. ELEC. CONTRACTOR RESPONSIBLE FOR COORDINATING TELEPHONE PANEL/EQUIPMENT LOCATIONS W/ TELEPHONE CO. SEE RESPONSIBILITY MATRIX FOR MORE INFORMATION.
 11. SEE LANDLORD NOTES ON SHEET T2.0 FOR ADDITIONAL INFORMATION

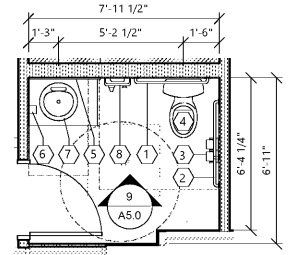
FINISH NOTES:
 1. INTERIOR WALL & CEILING FINISHES SHALL COMPLY W/IBC 803.9 803.9 INTERIOR FINISH REQUIREMENTS BASED ON GROUP. INTERIOR WALL AND CEILING FINISH SHALL HAVE A FLAME SPREAD INDEX NOT GREATER THAN THAT SPECIFIED IN TABLE 803.9 FOR THE GROUP AND LOCATION DESIGNATED. INTERIOR WALL AND CEILING FINISH MATERIALS, OTHER THAN TEXTILES, TESTED IN ACCORDANCE WITH NFPA 286 AND MEETING THE ACCEPTANCE CRITERIA OF SECTION 803.1.2.1, SHALL BE PERMITTED TO BE USED WHERE A CLASS A CLASSIFICATION IN ACCORDANCE WITH ASTM E 84 IS REQUIRED.
 EXIT ENCLOSURES & EXIT PASSAGEWAYS - CLASS B INTERIOR FINISH MATERIALS
 CORRIDORS, ROOMS & ENCLOSED SPACES - CLASS C INTERIOR FINISH MATERIALS

GENERAL NOTES NEW WORK:

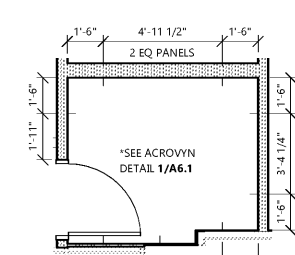
- ALL CONTRACTORS HIRED BY LANDLORD AND TENANT OR TENANTS CONTRACTORS TO BE LICENSED CONTRACTORS AND PROVIDE W/ PROOF OF INSURANCE (CERTIFICATES)
- GEN. CONTR. VERIFY W/ LANDLORD & TENANT THAT ALL ELEC. STUBS/ CONDUIT AND ALL PLUMBING BELOW GRADE IS INSTALLED PRIOR TO CONCRETE SLAB BEING POURED.
- GEN. CONTR. TO VERIFY ALL REQUIRED BLOCKING W/ OWNER FOR OWNERS EQUIP. (IE EQUIP. TOILET ACCESSORIES, ETC.)
- ALL CONST. TO CONFORM W/ LOCAL STATE BUILDING CODES AND ORDINANCES.
- ALL CONST. TO CONFORM W/ ADA STANDARD FOR ACCESSIBILITY.
- ALL DOOR OFFSETS (HINGE SIDE) TO BE A MIN. OF 4" TYP.
- ANY ROOM WITH SERVICE SINKS TO BE PROVIDED WITH EXHAUST VENTILATION PER STATE CODE. VERIFY WITH HVAC DESIGN DRAWINGS.
- ALL MECH. EQUIP. TO BE DIRECT VENT SEALED COMBUSTION OR ELECTRIC. WATER HEATER EXACT LOCATION TO BE DETERMINED BY PLUMBING DESIGNER. SEE DRAWINGS FOR INFO.
- F.E. = WALL MOUNTED FIRE EXTINGUISHER. MOUNT AT 4'-0" A.F.F. MAX. TO TOP OF EXTINGUISHER. FIRE EXTINGUISHER TO BE 10# ABC EXTINGUISHER TYPICAL FOR WALL MOUNTED.
- F.E.C. = RECESSED OR SIM. RECESSED FIRE EXTINGUISHER CABINET. SEE LIFE SAFETY/ PLAN SHEETS FOR ADD. NOTES

GENERAL RESPONSIBILITY NOTES:

- ALL CONTRACTOR RESPONSIBLE TO REVIEW ALL NOTES THIS SHEET. THESE ARE STANDARD MATERIALS AND METHODS FOR CONSTRUCTION. THERE WILL BE NO EXTRAS EXCEPT BY ANY CONTRACTOR FOR ANY INFO NOT REVIEWED OR MISSED FROM THIS SHEET OF GENERAL NOTES.
- NO SUBSTITUTIONS OF MATERIALS OR GENERAL PRACTICES AS CALLED OUT WITHIN THIS DRAWING SET WITHOUT THE WRITTEN APPROVAL FROM THE OWNER-LANDLORD, TENANT, ARCHITECT, OR STRUCTURAL ENGINEER.
- IMPORTANT CONTRACTOR NOTES:** ALL CONTRACTORS TO SUBMIT DESIGN BUILD FIRE PROTECTION FOR OWNER/ ARCHITECT REVIEW PRIOR TO STARTING OF WORK. (FIRE PROTECTION DRAWINGS SUBMITTED ONLY WHERE APPLICABLE)
- ALL CONTRACTORS INCLUDING ELECTRICAL, DATA, TELEPHONE, SOUND AND OR SECURITY TO COORDINATE W/ HVAC CONTRACTOR AND DESIGNER TO VERIFY IF PLENUM AIR RETURNS ARE USED IN THE BUILDING. IF PLENUMS ARE USED ALL CONTRACTORS MUST USE PLENUM RATED WIRE. NO ADDITIONAL COSTS WILL BE PASSED ONTO THE BUILDING OWNER FOR LACK OF CONTRACTOR COORDINATION.
- HVAC DESIGNER AND CONTRACTOR ARE RESPONSIBLE TO COORDINATE W/ GENERAL CONTR. / DRYWALL CONTRACTOR IF PLENUM AIR RETURNS ARE USED IN THE BUILDING. DRYWALL CONTRACTOR MUST RETURN ALL GYP. IN THE AREA OF THE PLENUM TO THE BOTTOM SIDE OF THE STRUCTURE. NO COMBUSTIBLE MATERIAL ALLOWED IN THE PLENUM AREA PER CODE.
- WHERE APPLICABLE BUILDINGS WITH FIRE SUPPRESSION SYSTEMS FIRE PROTECTION CONTRACTOR WHEN BLEEDING SYSTEM MUST USE A HOSE TO CATCH BASIN OR LAWN AREA. ABSOLUTELY NO DISCHARGE TO GRADE PAVING. IF DONE TO GRADE PAVING FIRE PROTECTION CONTR. RESPONSIBLE FOR CLEANING OF ALL RUST AND OR STAINS TO RETURN THE PAVING TO ORIGINAL CONDITION.
- GENERAL CONTRACTOR RESPONSIBLE FOR FINAL GENERAL CLEANING PRIOR TO TURN OVER TO LANDLORD AND OR TENANT. GENERAL CONTRACTOR TO CONTACT LANDLORD AND OR TENANT FOR FINAL INSPECTION.
- GENERAL CONTRACTOR IS TO HAVE WINDOWS AND WILSON PARTITIONS CLEANED INSIDE AND OUT BY PROFESSIONAL WINDOW CLEANER. PROPER CLEANING TO BE USED W/ NO RAZOR BLADES USE TO PREVENT GLASS SCRATCHING OR ETCHING.
- ALL CONTRACTOR TO PROTECT ALL FINISH MATERIALS (IE ROOFING, PAVING, CARPET, MASONRY, ETC.) WHEN APPLYING PAINT. E.I.F.S. OR ANY MATERIAL. GENERAL CONTRACTOR RESPONSIBLE FOR ALL SUBS AND SUB CONTRACTORS ARE RESPONSIBLE FOR ALL CLEANUP COSTS TO REPAIR MATERIAL TO ORIGINAL CONDITION.
- GENERAL CONTRACTOR RESPONSIBLE FOR CONTACTING LANDLORD, TENANT AND ARCHITECT FOR FINAL WALK THRU, PUNCH LIST AND COMPLIANCE STATEMENT PRIOR TO TENANT OCCUPANCY AND FINAL TURN OVER.



2 MEN'S RESTROOM
 SCALE: 1/4" = 1'-0"



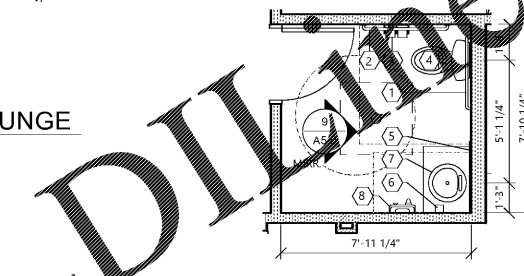
3 MEN'S ACROVYN PLAN
 SCALE: 1/4" = 1'-0"



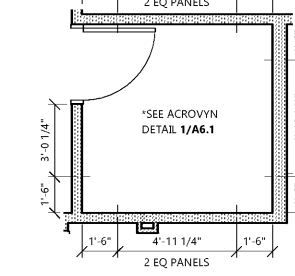
4 WOMEN'S RESTROOM
 SCALE: 1/4" = 1'-0"



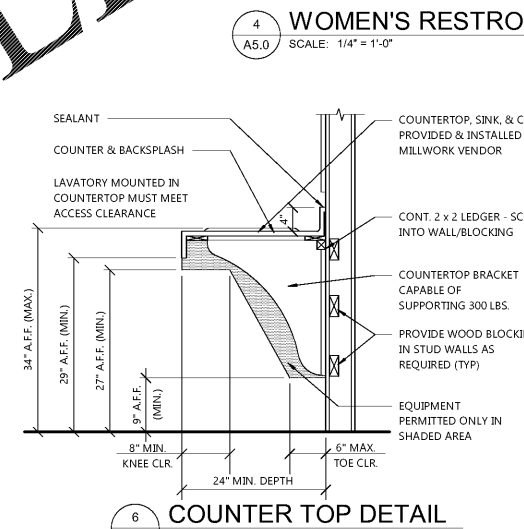
5 WOMEN'S ACROVYN PLAN
 NOT TO SCALE



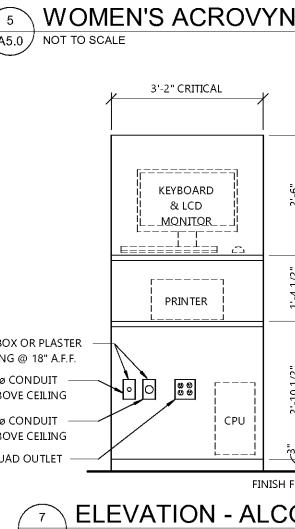
6 COUNTER TOP DETAIL
 NOT TO SCALE



7 ELEVATION - ALCOVE
 SCALE: 1/2" = 1'-0"



8 ELEVATION - LAB WORKSTATION
 SCALE: 1/2" = 1'-0"



9 RESTROOM ELEVATION
 SCALE: 1/4" = 1'-0"

EXCEL
 ARCHITECTS • ENGINEERS • SURVEYORS
Always a Better Plan
 100 Camelot Drive
 Fond Du Lac, WI 54935
 Phone: (920) 926-9800
 www.EXCELENGINEER.com

COLLABORATION

AspenDental

PROJECT INFORMATION

TENANT BUILD-OUT FOR:
ASPEN DENTAL
 660 W. LINTON BLVD., STE. 380 • DELRAY BEACH, FL 33444

PROFESSIONAL SEAL

SHEET DATES

SHEET ISSUE MAY 29, 2019

REVISIONS

JOB NUMBER

1931400

SHEET NUMBER

A5.0