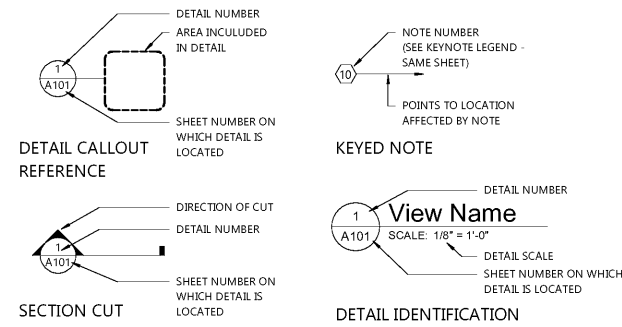


PROPOSED TENANT BUILD-OUT FOR:

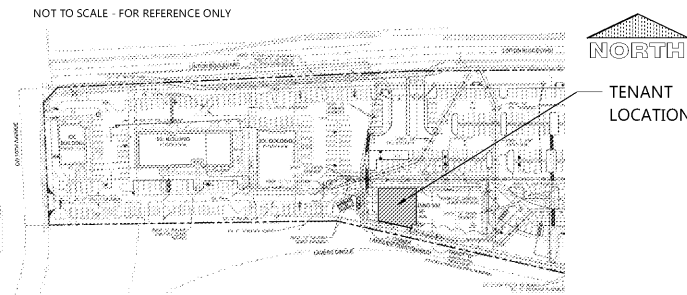
AspenDental

DELRAY BEACH, FLORIDA

SYMBOLS LEGEND



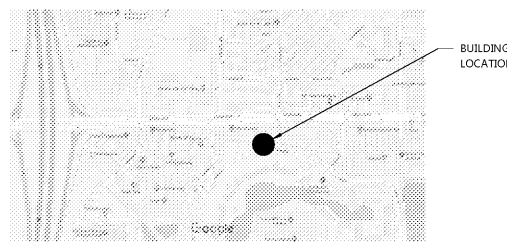
SITE PLAN



PROJECT INFORMATION

PROJECT NAME ASPEN DENTAL 660 W. LINTON BLVD., STE. 380 DELRAY BEACH, FL 33444	APPLICABLE CODES 2017 FLORIDA BUILDING CODE - BUILDING 2017 FLORIDA BUILDING CODE - MECHANICAL 2017 FLORIDA BUILDING CODE - FUEL GAS 2017 FLORIDA BUILDING CODE - PLUMBING 2017 FLORIDA BUILDING CODE - ENERGY CONSERVATION 2017 FLORIDA BUILDING CODE - FIRE CODE 2014 NATIONAL ELECTRICAL CODE																																									
PROJECT USE DENTAL OFFICE BUSINESS (B)																																										
USE & OCCUPANCY CLASSIFICATION BUSINESS GROUP B	OCCUPANCY SEPERATION MULTI-TENANT BUILDING FIRE BARRIER FIRE RESISTANCE RATING - 1 HR(S)																																									
BUILDING SIZE PROPOSED TENANT IMPROVEMENT 3,750 S.F.	BUILDING CONDITION NEW CONSTRUCTION																																									
TYPE OF CONSTRUCTION TYPE III(B)	SEISMIC CATEGORY CATEGORY A																																									
	ALTERATION LEVEL LEVEL 2																																									
INTERIOR FINISHES WALLS & CEILINGS INTERIOR WALL & CEILING FINISH CLASS - "B"																																										
FIRE PROTECTION SYSTEMS AUTOMATIC SPRINKLER SYSTEM YES - SUBMITTED IN THESE DOCUMENTS AND WILL BE MODIFIED BY TENANT'S CONTRACTOR IF REQUIRED BY CODE																																										
MEANS OF EGRESS OCCUPANT LOADS																																										
<table border="1"> <thead> <tr> <th>ROOM OR SPACE DESIGNATION</th> <th>CLASSIFICATION FOR USE</th> <th>FLOOR AREA (S.F.)</th> <th>DENSITY PER PERSON (S.F./P)</th> <th>OCCUPANT LOAD BY CALCULATION</th> <th>OCCUPANT LOAD BY ACTUAL NO.</th> <th>OCCUPANT LOAD BY COMBINATION</th> <th>ROOM OR SPACE TOTAL</th> <th>OCCUPANTS ACCOUNTED FOR IN OTHER SPACES</th> </tr> </thead> <tbody> <tr> <td>1ST FLOOR</td> <td>BUSINESS</td> <td>3,750 GROSS</td> <td>100</td> <td>38</td> <td></td> <td></td> <td>38</td> <td></td> </tr> </tbody> </table>		ROOM OR SPACE DESIGNATION	CLASSIFICATION FOR USE	FLOOR AREA (S.F.)	DENSITY PER PERSON (S.F./P)	OCCUPANT LOAD BY CALCULATION	OCCUPANT LOAD BY ACTUAL NO.	OCCUPANT LOAD BY COMBINATION	ROOM OR SPACE TOTAL	OCCUPANTS ACCOUNTED FOR IN OTHER SPACES	1ST FLOOR	BUSINESS	3,750 GROSS	100	38			38																								
ROOM OR SPACE DESIGNATION	CLASSIFICATION FOR USE	FLOOR AREA (S.F.)	DENSITY PER PERSON (S.F./P)	OCCUPANT LOAD BY CALCULATION	OCCUPANT LOAD BY ACTUAL NO.	OCCUPANT LOAD BY COMBINATION	ROOM OR SPACE TOTAL	OCCUPANTS ACCOUNTED FOR IN OTHER SPACES																																		
1ST FLOOR	BUSINESS	3,750 GROSS	100	38			38																																			
EXIT DISTANCE EXIT DISTANCE																																										
EXIT WIDTH REQUIRED: 7'6" PROVIDED: 72"																																										
COMMON PATH OF TRAVEL 100' TRAVEL DISTANCE																																										
NO. OF EXITS 2 EXITS																																										
ACCESSIBILITY ACCESSIBLE ENTRANCES ACCESSIBLE EXITS 2																																										
PLUMBING FIXTURE COUNT SANITARY FIXTURES																																										
<table border="1"> <thead> <tr> <th rowspan="2">OCCUPANCY TYPE</th> <th rowspan="2">CAPACITY</th> <th colspan="2">WATER CLOSETS</th> <th colspan="2">LAVATORIES</th> <th colspan="2">DRINK FOUNTAINS</th> <th colspan="2">SERVICE SINK</th> </tr> <tr> <th>FACTORS</th> <th># M. FIX.</th> <th># F. FIX.</th> <th>FACTORS</th> <th># FIX.</th> <th>FACTORS</th> <th># FIX.</th> <th>FACTORS</th> <th># FIX.</th> </tr> </thead> <tbody> <tr> <td>B - GROUP (BUSINESS)</td> <td>38 PERSONS</td> <td>1/25</td> <td>.76</td> <td>.76</td> <td>1/40</td> <td>0.95</td> <td>1/100</td> <td>.38</td> <td>1</td> <td>1</td> </tr> <tr> <td>PROVIDED FIXTURES</td> <td></td> <td></td> <td>1 WC</td> <td>1 WC</td> <td></td> <td>2</td> <td></td> <td>0*</td> <td></td> <td>1</td> </tr> </tbody> </table>		OCCUPANCY TYPE	CAPACITY	WATER CLOSETS		LAVATORIES		DRINK FOUNTAINS		SERVICE SINK		FACTORS	# M. FIX.	# F. FIX.	FACTORS	# FIX.	FACTORS	# FIX.	FACTORS	# FIX.	B - GROUP (BUSINESS)	38 PERSONS	1/25	.76	.76	1/40	0.95	1/100	.38	1	1	PROVIDED FIXTURES			1 WC	1 WC		2		0*		1
OCCUPANCY TYPE	CAPACITY			WATER CLOSETS		LAVATORIES		DRINK FOUNTAINS		SERVICE SINK																																
		FACTORS	# M. FIX.	# F. FIX.	FACTORS	# FIX.	FACTORS	# FIX.	FACTORS	# FIX.																																
B - GROUP (BUSINESS)	38 PERSONS	1/25	.76	.76	1/40	0.95	1/100	.38	1	1																																
PROVIDED FIXTURES			1 WC	1 WC		2		0*		1																																
* - TENANT TO PROVIDE BOTTLED WATER FILLER IN LIEU OF ELECTRIC WATER COOLER																																										

LOCATION MAP

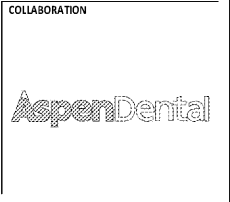


SHEET INDEX

NUMBER	SHEET NAME / DESCRIPTION	REVIEW DATE	SHEET ISSUE DATE	LATEST SHEET REVISION	
				NUMBER	DATE
GENERAL					
T1.0	TITLE SHEET	MAY 24, 2019	MAY 29, 2019		
T2.0	LANDLORD WORK LETTER	MAY 24, 2019	MAY 29, 2019		
T2.1	PROJECT INFORMATION & RESPONSIBILITY MATRIX	MAY 24, 2019	MAY 29, 2019		
T2.2	SPECIFICATIONS	MAY 24, 2019	MAY 29, 2019		
ARCHITECTURAL SHEETS					
A1.1	ARCHITECTURAL FLOOR PLAN	MAY 24, 2019	MAY 29, 2019		
A3.1	ARCHITECTURAL DOOR SCHEDULE, ELEVATIONS, & DETAILS	MAY 24, 2019	MAY 29, 2019		
A5.0	ARCHITECTURAL LARGE RESTROOMS, INT. ELEV., & DETAILS	MAY 24, 2019	MAY 29, 2019		
A7.1	ARCHITECTURAL GENERAL ACCESSIBILITY & DETAILS	MAY 24, 2019	MAY 29, 2019		
A7.2	ARCHITECTURAL DETAILS	MAY 24, 2019	MAY 29, 2019		
A6.1	ARCHITECTURAL ROOM FINISH PLAN & SCHEDULE	MAY 24, 2019	MAY 29, 2019		
A6.2	ARCHITECTURAL FIRE WALL JOINTS & PENETRATIONS	MAY 24, 2019	MAY 29, 2019		
A7.1	ARCHITECTURAL REFLECTED CEILING PLAN & DETAILS	MAY 24, 2019	MAY 29, 2019		
A7.2	ARCHITECTURAL DETAILS	MAY 24, 2019	MAY 29, 2019		
AE1.1	ARCHITECTURAL EGRESS/ACCESSIBILITY PLAN	MAY 24, 2019	MAY 29, 2019		
DENTAL EQUIPMENT SUPPLIED SHEETS					
MD	MEDICAL EQUIPMENT DETAILS	MAY 24, 2019	MAY 29, 2019		
MD.1	MEDICAL EQUIPMENT DETAILS	MAY 24, 2019	MAY 29, 2019		
STRUCTURAL SHEETS					
S1.1	STRUCTURAL SOFFIT FRAMING PLAN & SATELLITE DETAIL	MAY 24, 2019	MAY 29, 2019		
S1.2	STRUCTURAL DETAILS	MAY 24, 2019	MAY 29, 2019		
ELECTRICAL SHEETS					
E0.1	ELECTRICAL LEGEND, ONE LINE DIAGRAM, & SCHEDULES	MAY 24, 2019	MAY 29, 2019		
E0.2	ELECTRICAL SPECIFICATIONS & DETAILS	MAY 24, 2019	MAY 29, 2019		
E1.1L	ELECTRICAL FLOOR PLAN - LIGHTING	MAY 24, 2019	MAY 29, 2019		
E1.1LV	ELECTRICAL FLOOR PLAN - LOW VOLTAGE	MAY 24, 2019	MAY 29, 2019		
E1.1P	ELECTRICAL FLOOR PLAN - POWER	MAY 24, 2019	MAY 29, 2019		
E2.0	ELECTRICAL ELEVATIONS & DETAILS	MAY 24, 2019	MAY 29, 2019		
E3.0	ELECTRICAL DETAILS	MAY 24, 2019	MAY 29, 2019		
HVAC SHEETS					
H0.1	HVAC LEGEND & SPECIFICATIONS	MAY 24, 2019	MAY 29, 2019		
H1.1	HVAC FLOOR PLAN	MAY 24, 2019	MAY 29, 2019		
H3.0	HVAC DETAILS	MAY 24, 2019	MAY 29, 2019		
H4.0	HVAC SCHEDULES	MAY 24, 2019	MAY 29, 2019		
FIRE PROTECTION SHEETS					
FP1.1	PLUMBING FIRE PROTECTION PLAN	MAY 24, 2019	MAY 29, 2019		
UTILITY SHEETS					
U1.1	PLUMBING UNDERGROUND UTILITY RISER PLAN	MAY 24, 2019	MAY 29, 2019		
PLUMBING SHEETS					
P0.1	PLUMBING LEGEND, SPECIFICATIONS, & GENERAL SCHEDULES	MAY 24, 2019	MAY 29, 2019		
P0.2	PLUMBING SPECIFICATIONS & GENERAL SCHEDULES	MAY 24, 2019	MAY 29, 2019		
P1.U	PLUMBING UNDERGROUND PLAN	MAY 24, 2019	MAY 29, 2019		
P1.1	PLUMBING FLOOR PLAN	MAY 24, 2019	MAY 29, 2019		
P1.2	PLUMBING FLOOR PLAN - AIR & VACUUM PIPING	MAY 24, 2019	MAY 29, 2019		
P2.0	PLUMBING ISOMETRICS & SCHEDULES	MAY 24, 2019	MAY 29, 2019		
P3.0	PLUMBING DETAILS	MAY 24, 2019	MAY 29, 2019		
P4.0	PLUMBING SCHEDULES	MAY 24, 2019	MAY 29, 2019		

PROJECT CONTACTS

CITY OF DELRAY BEACH DEVELOPMENT SERVICES BUILDING DIVISION 100 NW FIRST AVENUE DELRAY BEACH, FL 33444 P: (561) 243-7200 F: (561) 243-7221	OWNER / CONST. MANAGER ASPEN DENTAL MANAGEMENT CONTACT: PATRICK ZIBO 281 SANDERS CREEK PARKWAY EAST SYRACUSE, NEW YORK 13507 P: (315) 454-6000 F: (315) 454-6324	ARCHITECTURAL EXCEL ENGINEERING INC. CONTACT: JAY JOHNSON 100 CAMELOT DRIVE FOND DU LAC, WI 54935 (920) 322-1690	PLUMBING EXCEL ENGINEERING INC. CONTACT: JAY OESTREICH 100 CAMELOT DRIVE FOND DU LAC, WI 54935 P: (920) 322-1691
LANDLORD WAKEFIELD BEASLEY & ASSOCIATES CONTACT: RYAN WEBB 5200 AVALON BLVD. ALPHARETTA, GA 30009 O: (770) 209-9393 D: (678) 533-3253	MECHANICAL EXCEL ENGINEERING INC. CONTACT: MICHAEL ZAGAR 100 CAMELOT DRIVE FOND DU LAC, WI 54935 P: (920) 322-1727	ELECTRICAL EXCEL ENGINEERING INC. CONTACT: TIM STOPPLEWORTH 100 CAMELOT DRIVE FOND DU LAC, WI 54935 P: (920) 322-1748	



PROJECT INFORMATION

TENANT BUILD-OUT FOR:
ASPEN DENTAL
660 W. LINTON BLVD., STE. 380 • DELRAY BEACH, FL 33444

PROFESSIONAL SEAL

SHEET DATES
SHEET ISSUE MAY 29, 2019

REVISIONS

JOB NUMBER
1931400

SHEET NUMBER
T1.0