

PANEL SCHEDULE table with columns: PANEL NUMBER, LOCATION, DIRECTORY, CIRCUIT NO., AMPERE CHIEF, KW, A, B, C, KW, AMPERE CHIEF, CIRCUIT NO., DIRECTORY. Includes load summary table and main breaker specifications.

PANEL SCHEDULE table with columns: PANEL NUMBER, LOCATION, DIRECTORY, CIRCUIT NO., AMPERE CHIEF, KW, A, B, C, KW, AMPERE CHIEF, CIRCUIT NO., DIRECTORY. Includes load summary table and main breaker specifications.

LOAD SUMMARY table with columns: Connected kW, Demand Factor, Demand kW. Includes sub-totals for LIGHTING, HVAC, RECEPTACLES, WATER HEATER, COOLER/FREEZER.

LOAD SUMMARY table with columns: Connected kW, Demand Factor, Demand kW. Includes sub-totals for LIGHTING, HVAC, RECEPTACLES, WATER HEATER, COOLER/FREEZER.

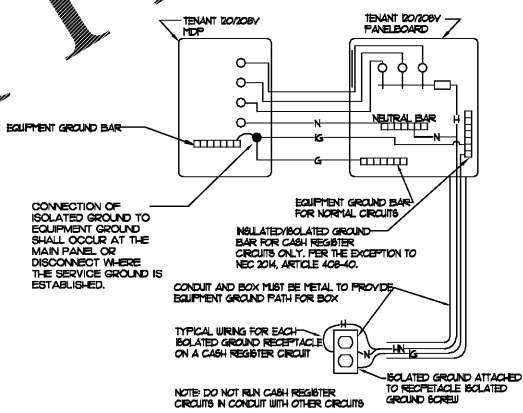
PANEL SCHEDULE table with columns: PANEL NUMBER, LOCATION, DIRECTORY, CIRCUIT NO., AMPERE CHIEF, KW, A, B, C, KW, AMPERE CHIEF, CIRCUIT NO., DIRECTORY. Includes load summary table and main breaker specifications.

ON EACH ELECTRICAL PANEL, CIRCUITS DENOTED WITH 'LVL#R' ARE CONTROLLED VIA LIGHTING CONTROL PANEL LCP WHICH IS PART OF THE E.M.S. (ENERGY MANAGEMENT SYSTEM). PER THE FOLLOWING, THE 'LVL#' INDICATES THE CONTROLS THAT WILL SWITCH THE ASSOCIATED CIRCUITS.

PANEL SCHEDULE table with columns: PANEL NUMBER, LOCATION, DIRECTORY, CIRCUIT NO., AMPERE CHIEF, KW, A, B, C, KW, AMPERE CHIEF, CIRCUIT NO., DIRECTORY. Includes load summary table and main breaker specifications.

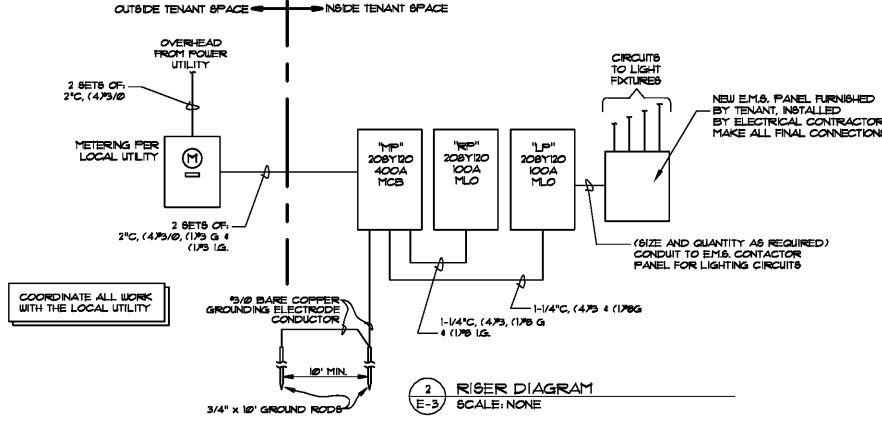
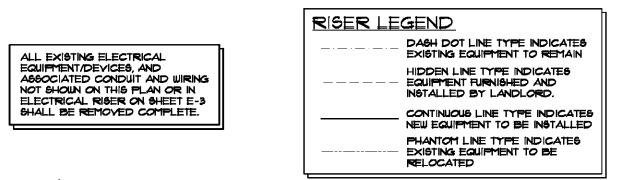
CASH REGISTER GROUNDING DIAGRAM NOTES

1. CASH REGISTER AND COMPUTER WORKSTATIONS SHALL BE INSTALLED IN THE MAIN ELECTRICAL PANEL. INSTALL INSULATED GROUNDING CONDUIT IN EACH BRANCH CIRCUIT... DO NOT CONNECT ISOLATED GROUND WIRE TO RACEWAY OR BOX...



1 CASH REGISTER GROUNDING DIAGRAM SCALE: NONE

- GENERAL NOTES:
1. ALL WORK SHALL CONFORM TO THE LATEST EDITION OF THE NATIONAL FIRE PROTECTION ASSOCIATION (NFPA) 70, NATIONAL ELECTRICAL CODE...
2. ALL SINGLE PHASE BRANCH CIRCUITS (RECEPTACLES, LIGHTING, ETC.) ARE 1/2" CONDUIT OR EMT WITH (3/8) IN G.C. CABLE TO THE EXTENT ALLOWED BY NEC AND THE LOCAL AUTHORITIES...



2 RISER DIAGRAM SCALE: NONE

WWW.IDDIPLANNS.COM watermark text across the middle of the page.