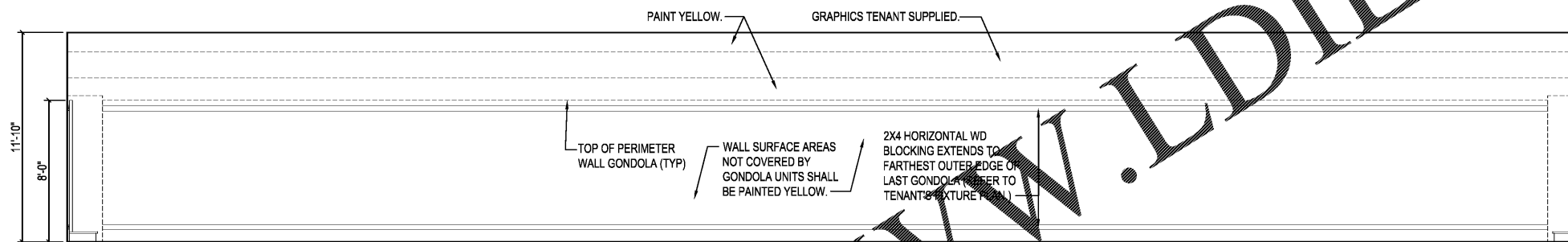
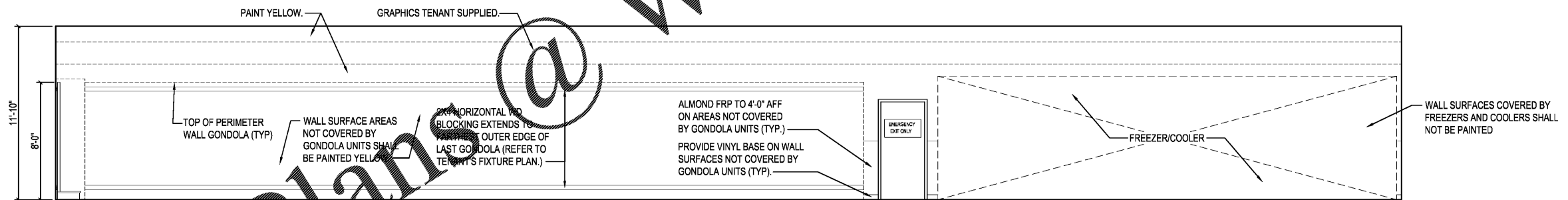


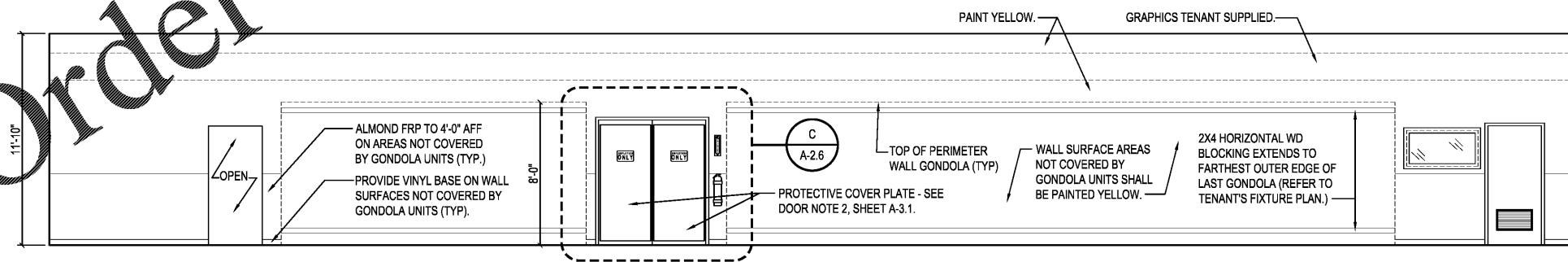
A INTERIOR ELEVATION
A-2.2 SCALE: 1/4" = 1'-0"



B INTERIOR ELEVATION
A-2.2 SCALE: 1/4" = 1'-0"



C INTERIOR ELEVATION
A-2.2 SCALE: 1/4" = 1'-0"



D INTERIOR ELEVATION
A-2.2 SCALE: 1/4" = 1'-0"

REV.	DATE	BY	DESCRIPTION

PROJECT NUMBER:	19109-44
DRAWN BY:	RWH/TEH
CHECKED BY:	LGS
ISSUE DATE:	06/06/2019
ISSUED FOR BIDS AND PERMITS	



SHEET TITLE:
INTERIOR ELEVATIONS

SHEET NUMBER:
A-2.2

T:\ENR\2019\06\06 AM 11:20\19109-00_DOLLAR TREE\04\Architectural\Sheet\04A_2.2.dwg