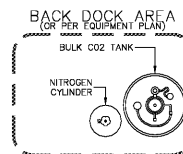
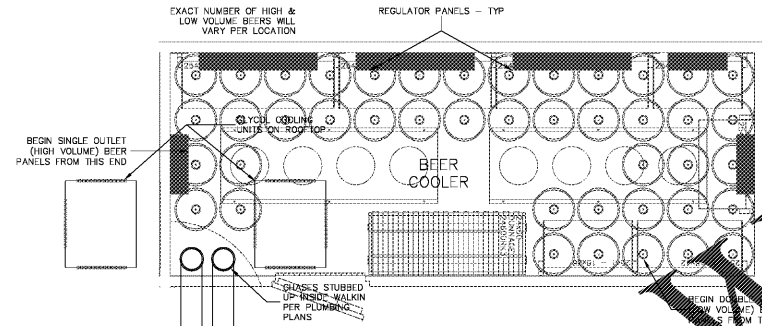
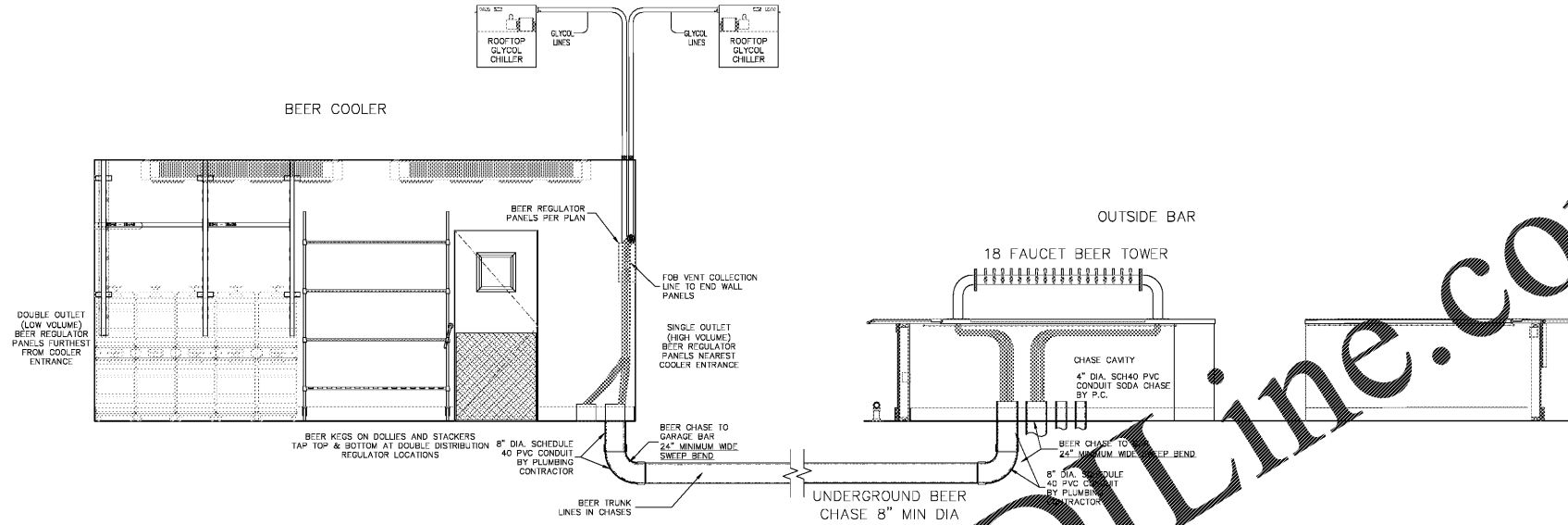
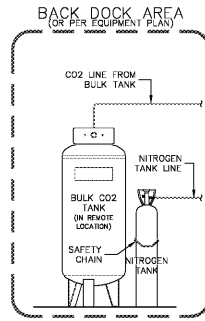
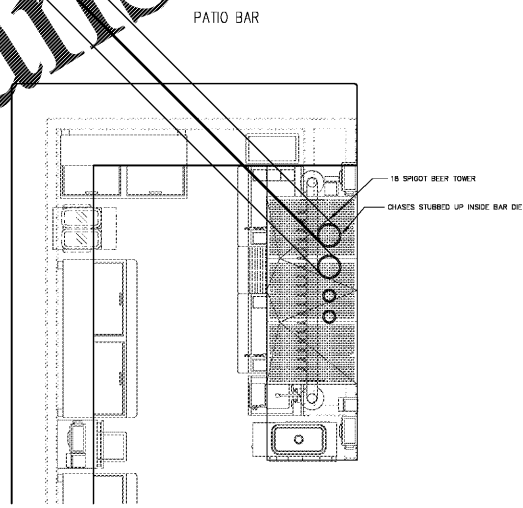


BEER SYSTEM COMPONENTS

- NOTES**
1. WALK-IN IS NOT NECESSARILY DRAWN AS SHOWN ON FLOOR PLAN IN ORDER TO SHOW ALL COMPONENTS OF SYSTEM. REFER TO FLOOR PLAN FOR PLACEMENT OF COMPONENTS
 2. PROVIDE CO2 VENT LINE TO OUTSIDE OF WALK-IN BOX FROM ANY CO2 DRIVEN PUMPS!!
 3. CONDITIONS DEPICTED IN THIS DIAGRAM MAY NOT COINCIDE EXACTLY WITH CONDITIONS ENCOUNTERED IN THE FIELD. CONTACT EQUIPMENT PROVIDER WITH ANY QUESTIONS OR CONCERNS AND VERIFY KEG LOCATIONS WITH RESTAURANT MANAGER PRIOR TO INSTALLATION.
 5. (2) 8" CONDUITS RUN TO PATIO BAR. 12 LINES MAX PER CONDUIT.
 6. CONTACT SS KEMP IMMEDIATELY IF ONSITE REQUEST FOR CONFIGURATION IS DIFFERENT FROM DRAWING.



BEVERAGE COMPRESSED GAS SYSTEM NOTES:
 COMPRESSED GAS SUPPLY LINES TO BE 3/8" ID MIN.
 NITROGEN TO PRESSURIZE STOUT BEER KEGS ONLY
 BLENDER NOT REQUIRED



Order Plans @

WWW.LDILINE.COM

XXXXXXXX.X

COPYRIGHT NOTICE

THIS DRAWING IS THE PROPERTY OF TEXAS ROADHOUSE INC. AND IS NOT TO BE USED FOR ANY PURPOSE OTHER THAN THE SPECIFIC PROJECT AND SITE NAMED HEREIN, AND CANNOT BE REPRODUCED IN ANY MANNER WITHOUT THE EXPRESS WRITTEN PERMISSION FROM TEXAS ROADHOUSE INC.



Bubba's
 PIZZA • WINGS • BEER

33

GASTONIA, NC

EAST FRANKLIN BLVD & ARMSTRONG PARK RD

PERMIT/BID SET
 05.03.2019

DRAWN BY:	KMS
CHECKED BY:	
REVISIONS:	1

THE CONSTRUCTION DOCUMENTS SHALL CONSIST OF ALL DRAWINGS, SPECIFICATIONS, SURVEYS, SOIL REPORTS, AERIALS AND OTHER INFORMATION. NONE OF THIS INFORMATION OR DRAWING SHEETS SHALL BE TAKEN SEPARATELY OR STAND ALONE FROM THE REMAINDER OF THE CONSTRUCTION DOCUMENTS. THE CONTRACTOR SHALL BE RESPONSIBLE TO DETERMINE THE PARTICULAR SCOPE OF WORK. ANY ATTENTION OF THE ARCHITECT PRIOR TO SUBMITTING A BID SHALL BE INTERPRETED AT THE SOLE DISCRETION OF THE ARCHITECT.

SHEET TITLE

BEER SYSTEM

SHEET #

FS-7.0