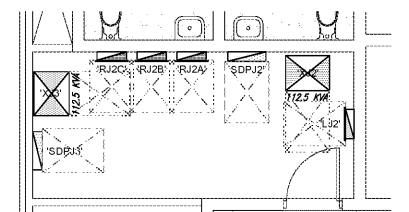
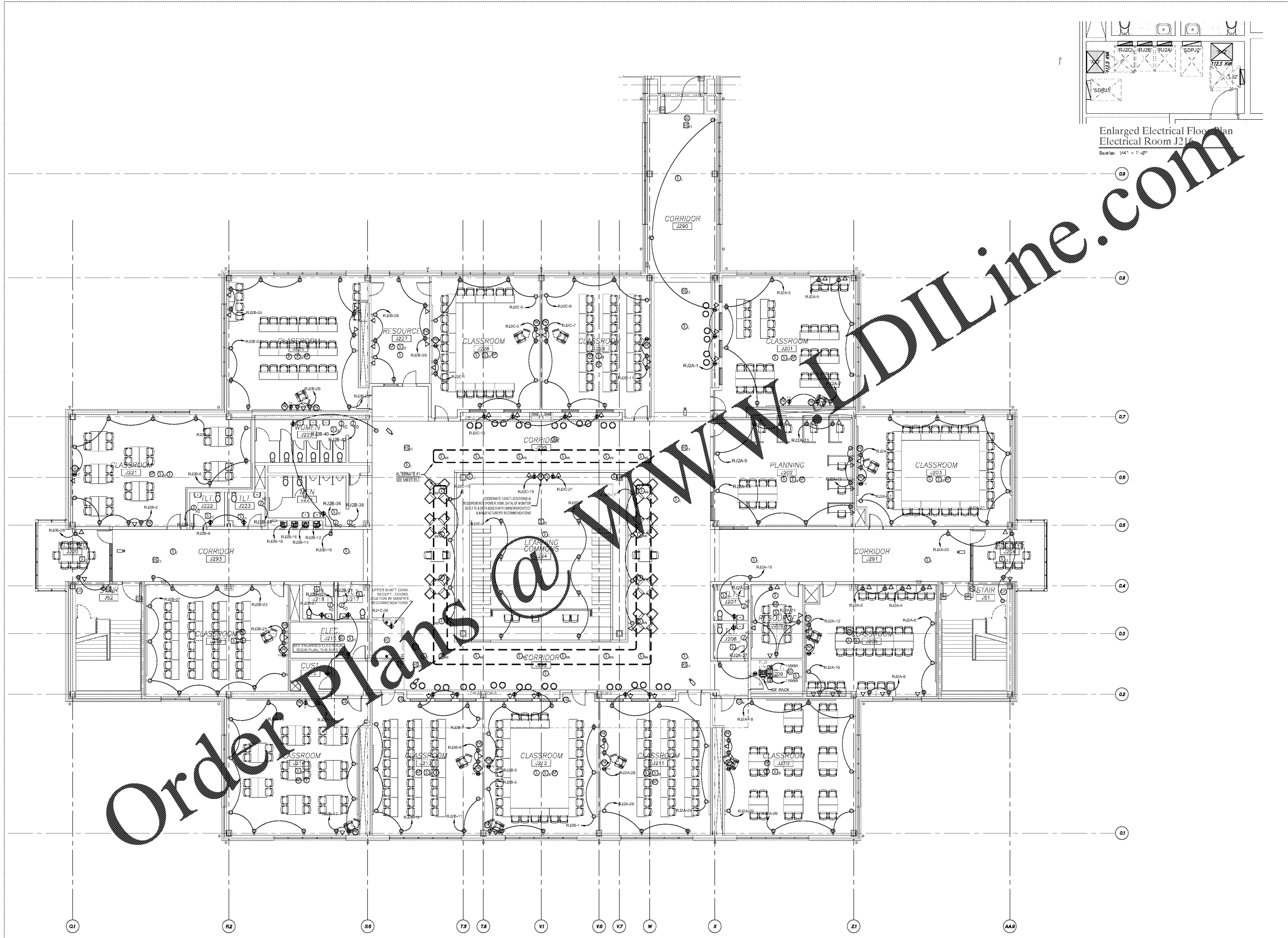


THIS DRAWING IS NOT TO BE SCALED FOR CONSTRUCTION PURPOSES. THE SCALE WHEN INDICATED IS FOR GENERAL REFERENCE ONLY.

GRAPHIC SCALE 1/4" = 1'-0"
 GRAPHIC SCALE 1/8" = 1'-0"
 GRAPHIC SCALE 1/16" = 1'-0"



Enlarged Electrical Floor Plan
 Electrical Room J216
 Scale: 1/4" = 1'-0"


Second Floor Electrical Power, Receptacle & Fire Alarm Plan
 Scale: 1/8" = 1'-0"

cra
 222 cloister court
 chapel hill, nc 27514
 919.401.8586
 www.cra-ae.com

ARM & E
ENGINEERS
 Reece, Noland & McElrath, Inc.
 94 Main Street
 Canton, North Carolina 28716
 PHONE 824-8241 FAX 824-8242
 WWW.RNMENGINEERS.COM



Cedar Ridge High School
 Classroom Addition
 Orange County Schools
 1125 New Grady Brown School Road
 Hillsborough, North Carolina



no.	revisions

The use of these sheets and specifications shall be restricted to the project for which they were prepared and shall not be used for any other project without the written approval of the architect. The architect shall be responsible for the coordination of the electrical work with the other trades. The contractor shall be responsible for the installation of the electrical work.

drawn checked
 FWC JSD
 2nd Floor Electrical
 Power, Receptacle
 & Fire Alarm Plan

sheet
E3.2

project no. 1716

date 4/25/19