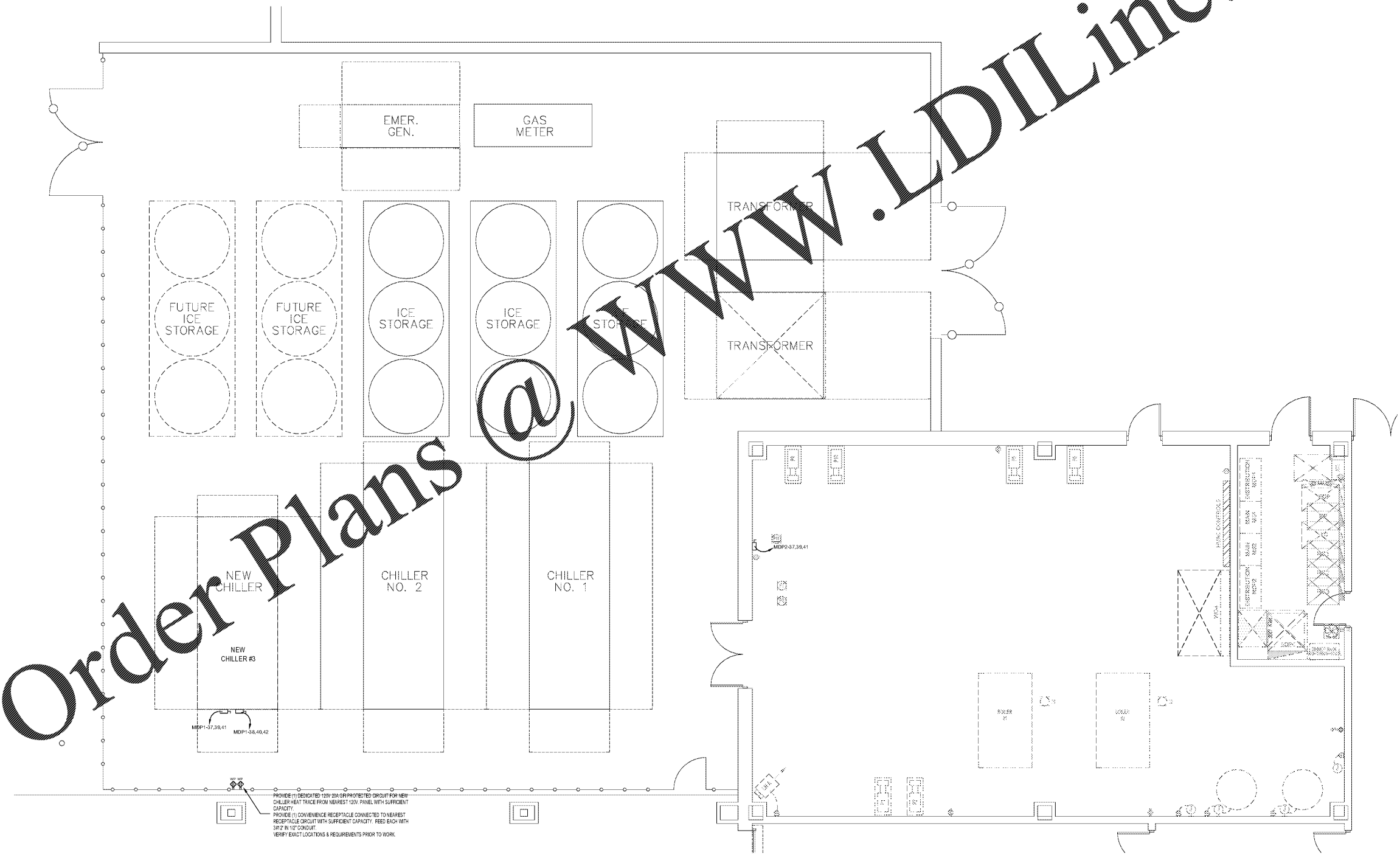


GRAPHIC SCALE 1/4"=1'-0"
 GRAPHIC SCALE 1/8"=1'-0"
 GRAPHIC SCALE 1/16"=1'-0"


Order Plans @ WWW.LDILine.com



PROVIDE (1) DEDICATED 120V 20A GFI PROTECTED CIRCUIT FOR NEW CHILLER #3. HEAT TRACE FROM NEAREST 120V PANEL WITH SUFFICIENT CAPACITY.
 PROVIDE (1) CONVENIENCE RECEPTACLE CONNECTED TO NEAREST RECEPTACLE CIRCUIT WITH SUFFICIENT CAPACITY. FEED EACH WITH 3/4" IN 1/2" CONDUIT.
 VERIFY EXACT LOCATIONS & REQUIREMENTS PRIOR TO WORK.

Electrical Equipment Yard, Main Mechanical Room, Main Electrical Room Plan
 Section: 1/4" = 1'-0"


THIS DRAWING IS NOT TO BE SCALED FOR CONSTRUCTION PURPOSES. THE SCALE WHEN INDICATED IS FOR GENERAL REFERENCE ONLY.



222 cloister court
 chapel hill, nc 27514
 919.401.8586
 www.cra-ae.com



Cedar Ridge High School
 Classroom Addition
 Orange County Schools
 1125 New Grady Brown School Road
 Hillsborough, North Carolina



no.	revisions

The use of these plans and specifications shall be restricted to the project for which they were prepared and shall not be used for any other project without the written consent of the engineer. The engineer shall not be responsible for any errors or omissions in these plans and specifications, or for any consequences arising therefrom, which may be caused by the contractor's failure to read and understand the plans and specifications, or by the contractor's failure to verify the accuracy of the information shown hereon.

drawn	checked
JWC	JSD

1st Floor Electrical
 Enlarged Plans,
 Equipment Yard

sheet
E2.3

project no. 1716

date 4/25/19