



3 Wall Section @ Bay Window Side Wall
Scale: 3/4" = 1'-0"

2 Wall Section @ End Gable/Bay Window
Scale: 3/4" = 1'-0"


1 Wall Section @ End Gable
Scale: 3/4" = 1'-0"



222 cloister
court chapel
hill, nc 27514
919.401.8586
www.cra-ae.com



Cedar Ridge High School
Classroom Addition
Orange County Schools
1125 New Grady Brown School Road
Hillsborough, North Carolina



no.	revisions

The use of these plans and specifications shall be restricted to the original site for which they were prepared and published. They are not to be used for any other project without the written consent of the architect. No part of these plans and specifications shall be reproduced or transmitted in any form or by any means electronic or mechanical, including photocopying, recording, or by any information storage and retrieval system, without the prior written permission of the architect.

drawn checked

Wall Sections

sheet

A5.2

project no. 1716

date 4/25/19