

THESE DRAWINGS AND DESIGN ARE THE PROPERTY OF SCOTT D. HIGGINS ARCHITECTURE, INC. AND SHALL NOT BE REPRODUCED OR COPIED WITHOUT ARCHITECT'S PERMISSION. THEY WERE PREPARED FOR USE ON THIS SPECIFIC PROJECT AND ARE NOT SUITABLE FOR OTHER USES. ALL DIMENSIONS MUST BE VERIFIED BY THE CONTRACTOR AND DISCREPANCIES BEFORE PROCEEDING WITH CONSTRUCTION. DO NOT SCALE DRAWINGS.

Life Storage #357  
115 S. Arrowhead Dr.  
Montgomery, AL 36117

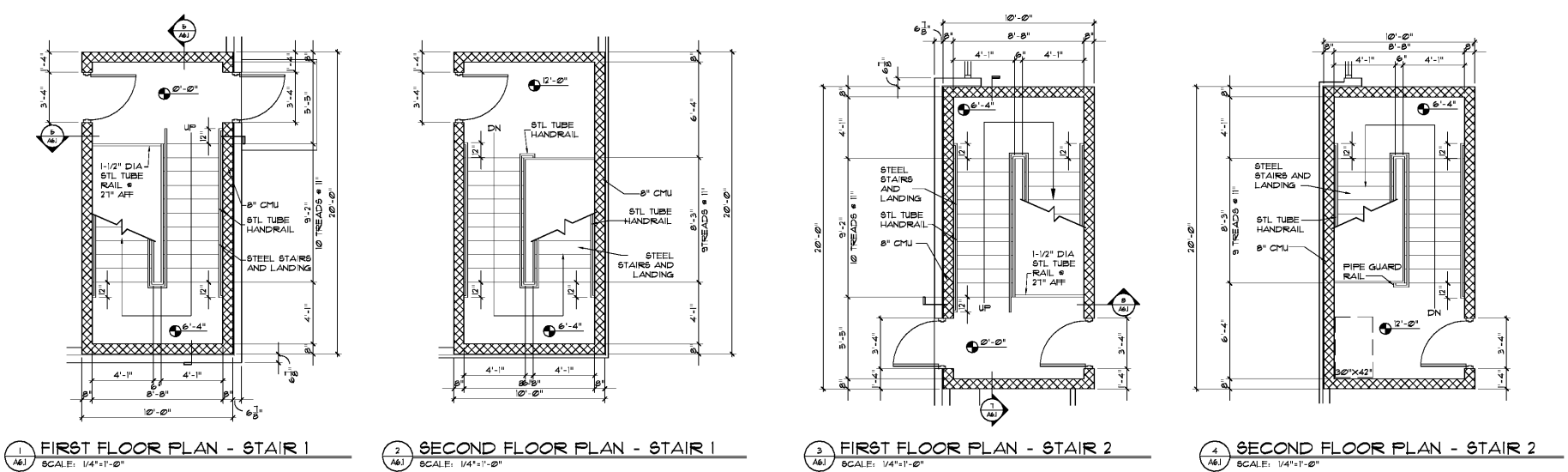


ISSUE FOR CONSTRUCTION REVISIONS:

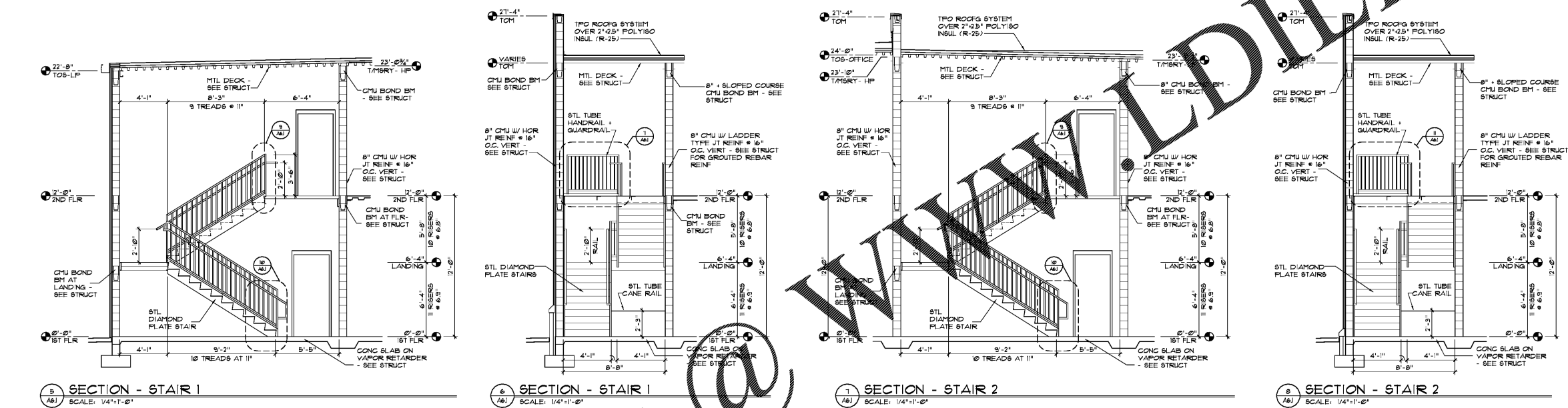

PROJECT NUMBER  
201840  
DATE  
4-8-19

SHEET NUMBER

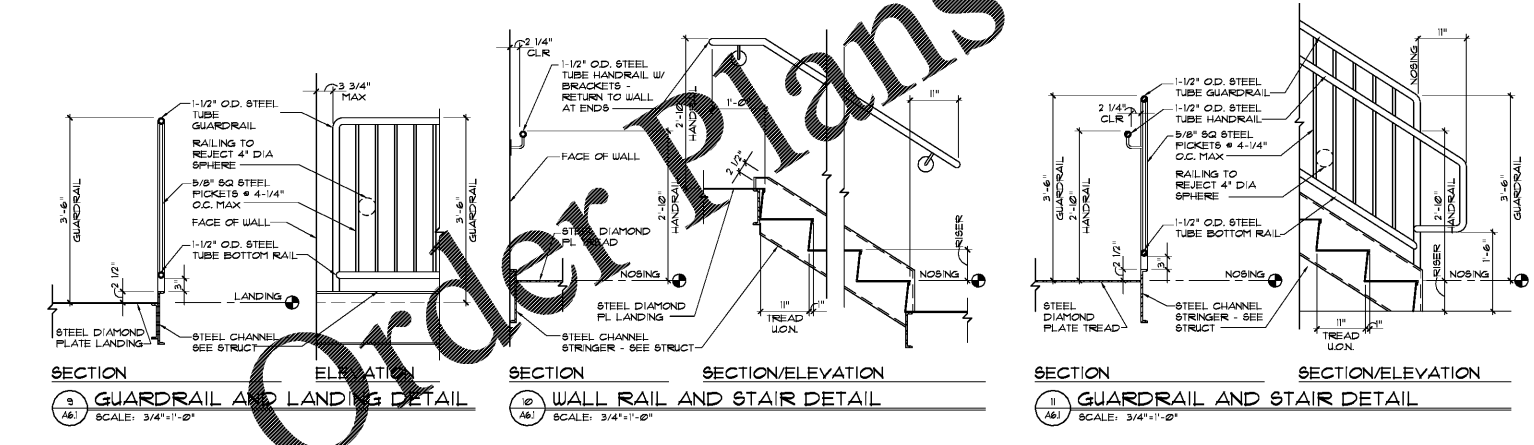
A6.1



1 FIRST FLOOR PLAN - STAIR 1 SCALE: 1/4"=1'-0"  
2 SECOND FLOOR PLAN - STAIR 1 SCALE: 1/4"=1'-0"  
3 FIRST FLOOR PLAN - STAIR 2 SCALE: 1/4"=1'-0"  
4 SECOND FLOOR PLAN - STAIR 2 SCALE: 1/4"=1'-0"

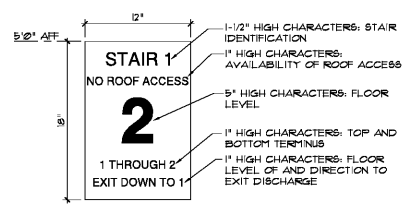


5 SECTION - STAIR 1 SCALE: 1/4"=1'-0"  
6 SECTION - STAIR 1 SCALE: 1/4"=1'-0"  
7 SECTION - STAIR 2 SCALE: 1/4"=1'-0"  
8 SECTION - STAIR 2 SCALE: 1/4"=1'-0"



9 GUARDRAIL AND LANDING DETAIL SCALE: 3/4"=1'-0"  
10 WALL RAIL AND STAIR DETAIL SCALE: 3/4"=1'-0"  
11 GUARDRAIL AND STAIR DETAIL SCALE: 3/4"=1'-0"

STAIR SHAFT MASONRY IS DIMENSIONED TO FACE OF CMU UNLESS OTHERWISE INDICATED. MASONRY WALL THICKNESS DIMENSIONS ARE NOMINAL. HOLD OUTSIDE STAIR SHAFT DIMENSIONS.



12 STAIR SIGNAGE SCALE: 1-1/2"=1'-0"  
NOTE: PROVIDE ADA COMPLIANT SIGN WITH MIN 1/32\"/>