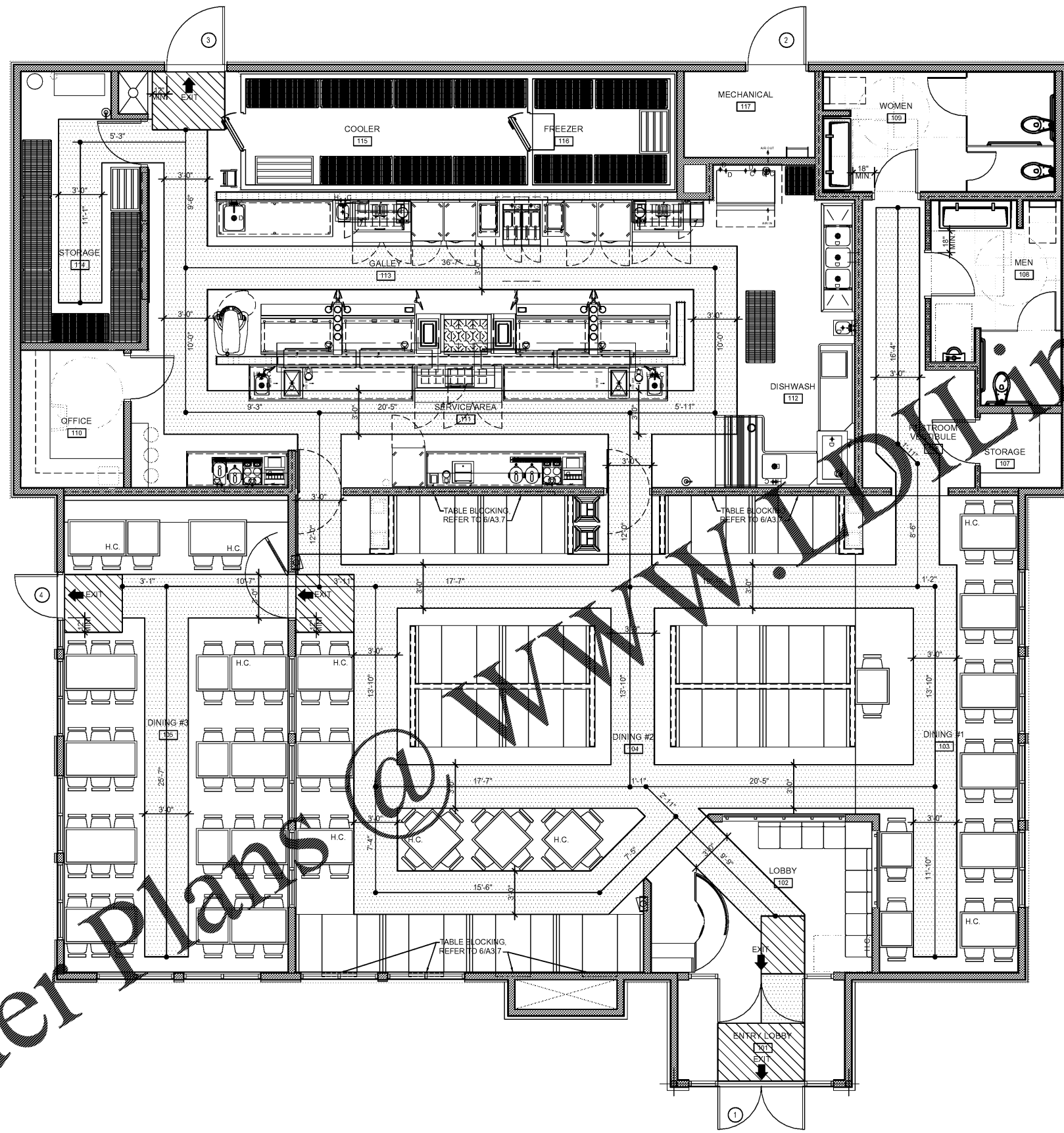


Order Plans @ [www.wbdonline.com](http://www.wbdonline.com)



**GENERAL NOTES**

- 1 ALL DIMENSIONS ARE SHOWN TO FACE OF STUD UNLESS NOTED OTHERWISE
- 2 REFER TO FINISH SCHEDULE AND ELEVATIONS FOR APPLIED FINISHES.
- 3 WALLS TO STRUCTURAL DECK MUST BE THOROUGHLY SEALED AROUND PENETRATION
- 4 REFER TO A0 2 FOR WALL FINISH INFO.

**BUILDING DATA**

BUILDING AREA 4621 SQ. FT.

**SEATING COUNT**

2 TOP TABLE x	7	=	14
2 TOP SETTEE x	1	=	2
4 TOP TABLE x	16	=	64
4 TOP SETTEE x	2	=	8
4 TOP BOOTH x	1	=	64
6 TOP TABLE x	4	=	24
6 TOP BOOTH x	0	=	0
8 TOP TABLE x	0	=	0
TOTAL DINING			176

**TOTAL SEATING REQUIRED**

176 X 05 = 9 SPACES REQ'D

**EGRESS LAYOUT NOTES**

- TACTILE EXIT SIGNS SHALL BE PROVIDED AT THE FOLLOWING LOCATIONS:
- A) EACH GRADE LEVEL EXTERIOR DOOR SHALL BE IDENTIFIED BY A TACTILE EXIT WITH THE WORD "EXIT"
  - B) EACH EXIT, EXIT ACCESS DOOR FROM AN INTERIOR ROOM OR AREA TO A CORRIDOR OR HALLWAY THAT IS REQUIRED TO HAVE A VISUAL EXIT SIGN, SHALL BE IDENTIFIED BY A TACTILE EXIT SIGN WITH THE WORDS "EXIT ROUTE"

**EGRESS CALCULATION**

REQUIRED (217'.2) 44 N.

PROVIDED 118 N.

**OCCUPANCY LOAD CALCULATION**

USE	SQUARE FOOTAGE	OCCUPANT LOAD FACTOR	OCCUPANCY AMOUNT
DINING ROOM #1	-	-	30
DINING ROOM #2	-	-	88
DINING ROOM #3	-	-	58
LOBBY	100	7	15
OFFICE	67	100	1
KITCHEN	1,078	200	6
STORAGE	514	300	2
TOTAL			200

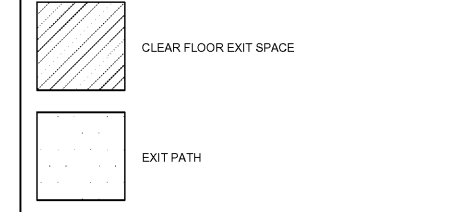
**EXIT OCCUPANCY LOADS**

DOOR	EGRESS WIDTH	MAX. LOAD
#1	68 IN.	340
#3	46 IN.	230
#4	34 IN.	170

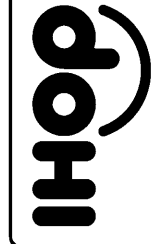
**FURNISHING NOTES**

1. HEIGHT OF TABLES AND COUNTERS SHALL BE 28" MINIMUM-34" MAXIMUM
2. MANUEVERING CLEARANCE SHALL BE 30" x 48"
3. KNEE CLEARANCE SHALL BE 27" HIGH, 19" DEEP AND 30" WIDE

\*FIXED SEATING DETERMINED USING FOLLOWING FORMULA:  
18 LINEAR INCHES=1 OCCUPANT



**L+P Architecture**  
 USE OF DOCUMENTS Drawings, specifications and other documents prepared by the Architect are instruments of the profession and are to be used only with respect to the Project. The user assumes all liability for any use, alteration and other reserved rights, including copyright.



PROJECT NO.:  
 DRAWN BY: L+P  
 CHECKED BY: L+P  
 ISSUED DATE: 05.07.19

ISSUED REVISIONS:


3070 Highland Pte. Dr. Owensboro, KY 42303  
 IHOP Rise and Shine Prototype  
 Furnishing /Egress Plan