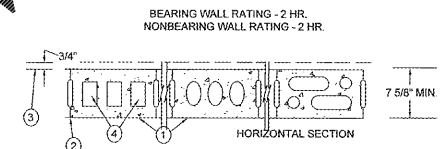


EAST WALL TO BE 1 HOUR FIRE RATED PER U.L. #U905. REFER TO DETAIL 2/A1.1.

**1 FLOOR PLAN**  
A1.1 SCALE: 1/8" = 1'-0"

**2 U.L. # U905**  
A1.1 SCALE: 1/8" = 1'-0"



1. CONCRETE BLOCKS - VARIOUS DESIGNS. CLASSIFICATION D-2 (2 HR).
2. MORTAR - BLOCKS LAID IN FULL BED OF MORTAR, NOM. 3/8 IN. THICK, OF NOT LESS THAN 2-1/4 AND NOT MORE THAN 3-1/2 PARTS OF CLEAN SHARP SAND TO 1 PART PORTLAND CEMENT (PROPORTIONED BY VOLUME) AND NOT MORE THAN 50 PERCENT HYDRATED LIME (BY CEMENT VOLUME). VERTICAL JOINTS STAGGERED.
3. PORTLAND CEMENT STUCCO OR GYPSUM PLASTER - IF USED, ADD 1/2 HR. TO CLASSIFICATION. WHERE COMBUSTIBLE MEMBERS ARE FRAMED IN WALL, PLASTER OR STUCCO MUST BE APPLIED ON THE FACE OPPOSITE FRAMING TO ACHIEVE A MAX. CLASSIFICATION OF 1-1/2 HR. ATTACHED TO CONCRETE BLOCKS (ITEM 1).
4. LOOSE MASONRY FILL - IF ALL CORE SPACES ARE FILLED WITH LOOSE DRY EXPANDED SLAG, EXPANDED CLAY OR SHALE (ROTARY KILN PROCESS), WATER REPELLANT VERMICULITE MASONRY FILL INSULATION, OR SILICONE TREATED PERLITE LOOSE FILL INSULATION ADD 2 HR TO CLASSIFICATION.
5. FOAMED PLASTIC - (OPTIONAL - NOT SHOWN) 1-1/2 IN THICK MAX. 4 FT WIDE SHEATHING ATTACHED TO CONCRETE BLOCKS (ITEM 1). CELOTEX CORP. - TYPE THERMAX.

\*BEARING THE U.L. CLASSIFICATION MARKING

**GENERAL NOTES**

- REFER TO PROJECT MANUAL FOR ADDITIONAL REQUIREMENTS.
- ALL DIMENSIONS TO ROUGH FACE OF ROUGH FRAMING, CONCRETE, MASONRY OR CENTERLINE OF STRUCTURE, UNLESS OTHERWISE NOTED. COLD FORM METAL STUD INTERIOR PARTITION DIMENSIONS 3-5/8" UNLESS OTHERWISE INDICATED AND NOT SHOWN FOR CLARITY.
- REFER TO EXTERIOR AND INTERIOR FINISH SCHEDULES FOR ADDITIONAL REQUIREMENTS.
- REFER TO PRE-ENGINEERED METAL BUILDING SHOP DRAWINGS FOR ADDITIONAL REQUIREMENTS. NOTIFY ARCHITECT IF FINAL DESIGN CONDITIONS DEVIATE SUBSTANTIALLY FROM THOSE INDICATED HEREIN.

**KEY NOTES**


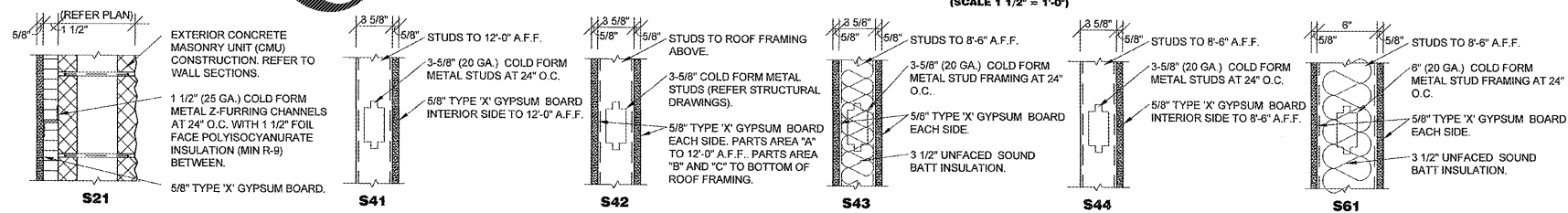
1. CONCRETE COLUMN, REFER TO PRE-ENGINEERED METAL BUILDING SHOP DRAWINGS. PROVIDE SHEET METAL COVER WITH NO EXPOSED HORIZONTAL SEAMS. FINISH TO MATCH WINDOW FRAMING.
2. EXPOSED STEEL COLUMN, REFER TO PRE-ENGINEERED METAL BUILDING SHOP DRAWINGS. (PAINT W-3, REFER INTERIOR FINISH SCHEDULE).
3. (NOT USED)
4. SURFACE MOUNTED PORTABLE FIRE EXTINGUISHER, REFER TO DETAIL 10/A4.2.
5. SHOWROOM CORNER WALL BOX OUT. INSTALL 5/8" FIRE TREATED PLYWOOD BACKING TO BACK SIDE OF STUD INTERIOR FLANGE ON EACH EXPOSED WALL FACE FROM 8'-0" TO 10'-0" A.F.F. FOR INSTALLATION OF SECURITY MIRRORS. REFER TO 4/A4.2 (TYPICAL).
6. TACTILE EXIT SIGN AT EXIT DISCHARGE DOOR STATING "EXIT" WITH BRAILLE LETTERING. SIGN TYPE TO COMPLY WITH ANSI A117.1 AND MOUNTED AT 60" A.F.F. TO CENTERLINE.

**INTERIOR WALL & CEILING NOTES**

1. GENERAL:  
A. REFER TO FINISH SCHEDULES FOR ADDITIONAL WALL FINISH MATERIAL APPLICATIONS.
- B. REFER TO WALL SECTIONS AND DETAILS FOR ADDITIONAL CONDITIONS.
2. FRAMING:  
A. PROVIDE FIRE TREATED 2X BLOCKING AS REQUIRED FOR INSTALLATION OF ACCESSORIES PER MANUFACTURER'S RECOMMENDATIONS.  
B. PROVIDE DIAGONAL WALL BRACING (3" X 16 GA. FLAT STRIP) AT CORNER FACES OF FREE STANDING PARTITION SYSTEMS.  
C. WHERE WALL FRAMING EXTENDS TO BOTTOM OF ROOF DECK OR STRUCTURE, PROVIDE DEFLECTION CHANNELS AT TOP TRACK FOR 1 1/2" MINIMUM DEFLECTION.  
D. REFER TO STRUCTURAL DRAWINGS FOR STRUCTURAL STUD REQUIREMENTS.  
E. REFER TO WINDOW AND DOOR HEAD, JAMB AND SILL DETAILS FOR ADDITIONAL FRAMING REQUIREMENTS.  
F. PROVIDE HORIZONTAL STUD BRIDGING AT 4'-0" O.C. VERTICAL.
3. GYPSUM AND BACKING BOARD:  
A. EXPANSION/CONTROL JOINTS: INSTALL EXPANSION/CONTROL JOINTS IN CEILINGS EXCEEDING 2500 SQ. FT. IN AREA AND IN PARTITION WALL LENGTHS EXCEEDING 30 FEET. DO NOT EXCEED A DISTANCE OF 80 FEET IN ANY DIRECTION BETWEEN CEILING JOINTS. INSTALL CONTROL JOINTS WHERE FRAMING OR FURRING CHANGES DIRECTION.
- B. PROVIDE MOISTURE RESISTANT TYPE "X" GYPSUM BOARD AT ALL WET LOCATIONS (RESTROOMS, WET WALLS, AND JANITOR'S SINK AREAS).
- C. PROVIDE "J" MOLDING, REGLETS, OR CORNER BEAD AT GYPSUM BOARD PERIMETER CONDITIONS TRANSITIONING TO DISSIMILAR EXPOSED FINISH MATERIALS.
4. INSULATION:  
A. INSULATION SHALL HAVE A FLAME SPREAD RATING OF 0-25 AND A SMOKE DEVELOPMENT RATING OF 0-450.
- B. PROVIDE SEALANT ON BOTH SIDES OF STUD BOTTOM TRACKS AT ACOUSTICAL INSULATED WALL LOCATIONS.
5. FIRE STOPPING:  
A. PROVIDE FIRE STOPPING AND FIRE SEALANT MATERIALS AS REQUIRED AT ALL FIRE RATED ASSEMBLY TRANSITIONS, PENETRATIONS, AND PERIMETER CONDITIONS. RATING TO BE EQUAL TO RATED ASSEMBLY.

**INTERIOR WALL TYPES**

(SCALE 1 1/2" = 1'-0")



**CRAG A. SCHNEIDER, AIA**  
ARCHITECT  
417.862.9558  
1736 East Sunshine, Suite 417  
Springfield, Missouri 65804  
E-MAIL: architect@estetschneider.com

PROJECT:  
**NEW O'REILLY AUTO PARTS STORE**  
**OLD FRANKLIN TURNPIKE**  
**ROCKY MOUNT, VA**  
**FLOOR PLAN**

**O'Reilly AUTO PARTS**  
CORPORATE OFFICES  
233 SOUTH PATTERSON  
SPRINGFIELD, MISSOURI 65802  
(417) 862-2674 TELEPHONE

COMM # 4252  
DATE: 11-2-18  
REVISION  
DATE: