



**STEWART**

101 N TRYON ST. FIRM LICENSE #C-1051  
SUITE 1400 CHARLOTTE, NC 28202 58017



SCO #16-15889-02A

**RICHMOND  
COMMUNITY  
COLLEGE**

LEE BUILDING  
STUDENT SERVICES &  
CAREER CENTER  
VOL.2


BID DOCUMENTS

**ROOF FRAMING PLAN**

DATE: 4-5-2019  
PROJECT NO: 16063

REVISIONS  
NO. DATE DESCRIPTION:

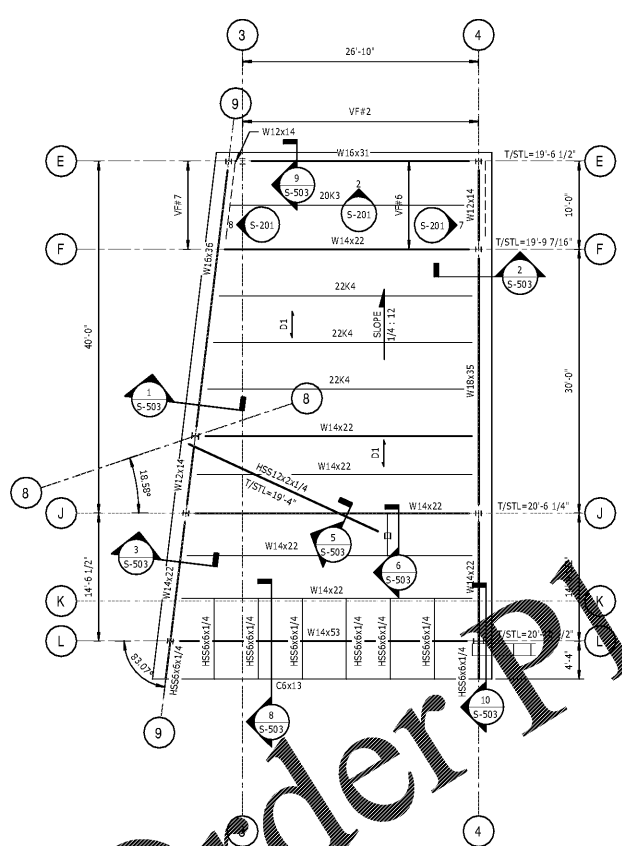
THIS DRAWING IS THE PROPERTY OF ADW ARCHITECTS, P.A. AND SHALL NOT BE REPRODUCED OR COPIED IN WHOLE OR PART. IT SHALL NOT BE USED ON ANY OTHER PROJECT OR GIVEN TO ANY OTHER COMPANY OR AGENCY WITHOUT THE CONSENT OF ADW ARCHITECTS, P.A.



04/05/2019

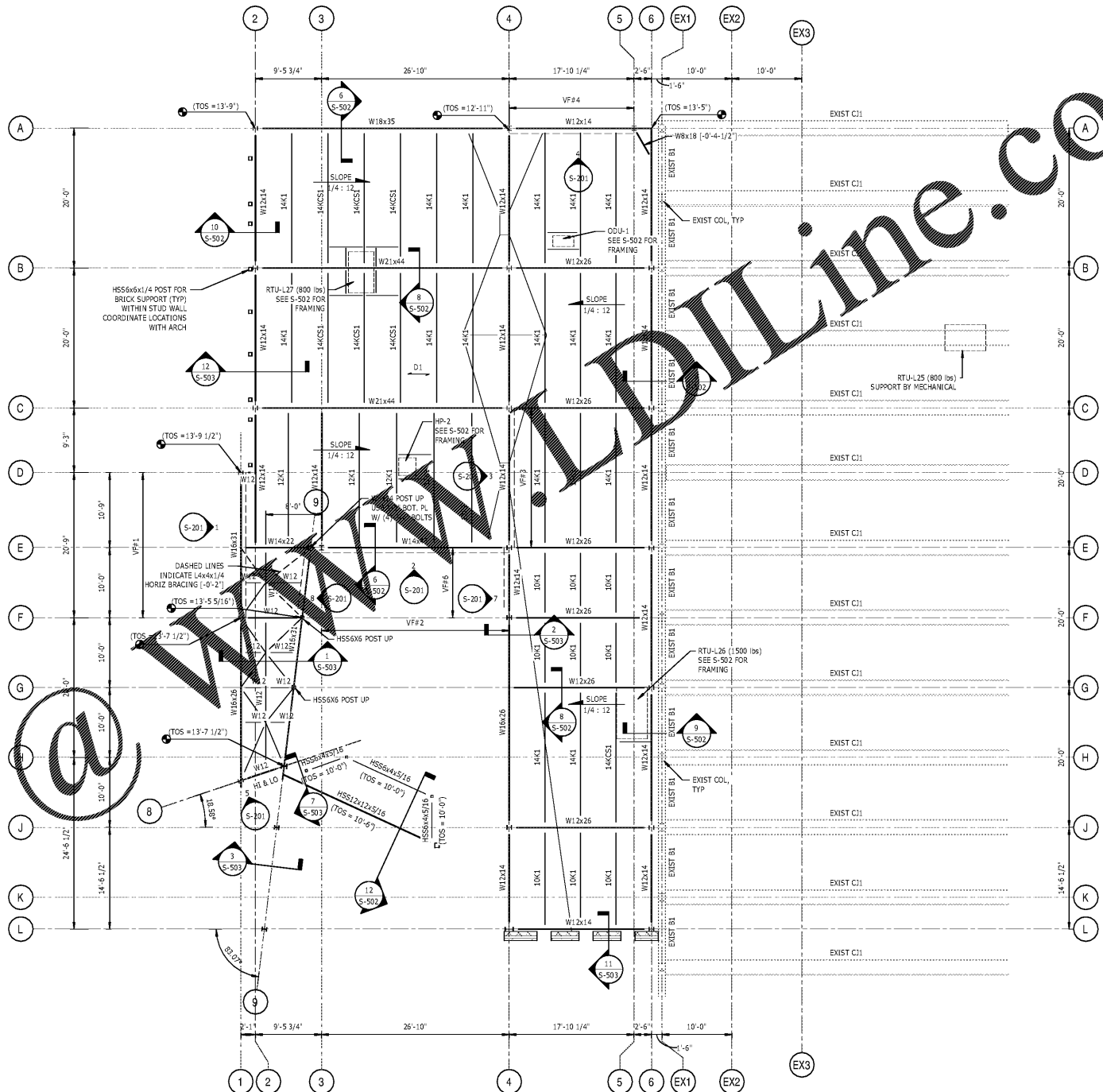
SHEET NUMBER

**S-102**



**2 HIGH ROOF FRAMING PLAN**  
1/8" = 1'-0"

- NOTES:
- FOR GENERAL NOTES AND ABBREVIATIONS, SEE S-001.
  - (NO) INDICATES TOP OF STEEL JOIST BEARING ELEVATION. (+NO) INDICATES TOP OF STEEL ABOVE JOIST BEARING ELEVATION.
  - (D1) INDICATES STEEL DECK SPAN DIRECTION. CONSTRUCTION SHALL BE 1/2" - 22GA METAL DECK. SEE 1/5-S-01 FOR TYPICAL ROOF CONSTRUCTION DETAIL.
  - SEE ELEVATION MARKS ON PLAN AND S-201 FOR VERTICAL FRAME ELEVATIONS AND DETAILS.
  - FOR TYPICAL ROOF FRAMING DETAILS, SEE S-501.
  - FOR STEEL COLUMN SCHEDULE, SEE 1/5-S-02.



**1 ROOF FRAMING PLAN**  
1/8" = 1'-0"

- NOTES:
- FOR GENERAL NOTES AND ABBREVIATIONS, SEE S-001.
  - (NO) INDICATES TOP OF STEEL JOIST BEARING ELEVATION. (+NO) INDICATES TOP OF STEEL ABOVE JOIST BEARING ELEVATION.
  - (D1) INDICATES STEEL DECK SPAN DIRECTION. CONSTRUCTION SHALL BE 1/2" - 22GA METAL DECK. SEE 1/5-S-01 FOR TYPICAL ROOF CONSTRUCTION DETAIL.
  - SEE ELEVATION MARKS ON PLAN AND S-201 FOR VERTICAL FRAME ELEVATIONS AND DETAILS.
  - FOR TYPICAL ROOF FRAMING DETAILS, SEE S-501.
  - FOR STEEL COLUMN SCHEDULE, SEE 1/5-S-02.
  - W12 INDICATES W12x14.

**Order Plans @**

**WWW.DIline.com**