



SCO #16-15889-02A

**RICHMOND  
 COMMUNITY  
 COLLEGE**

**LEE BUILDING  
 STUDENT SERVICES &  
 CAREER CENTER  
 VOL.2**


BID DOCUMENTS

**DEMOLITION PLAN**

DATE 04.05.2019  
 PROJECT NO 16063

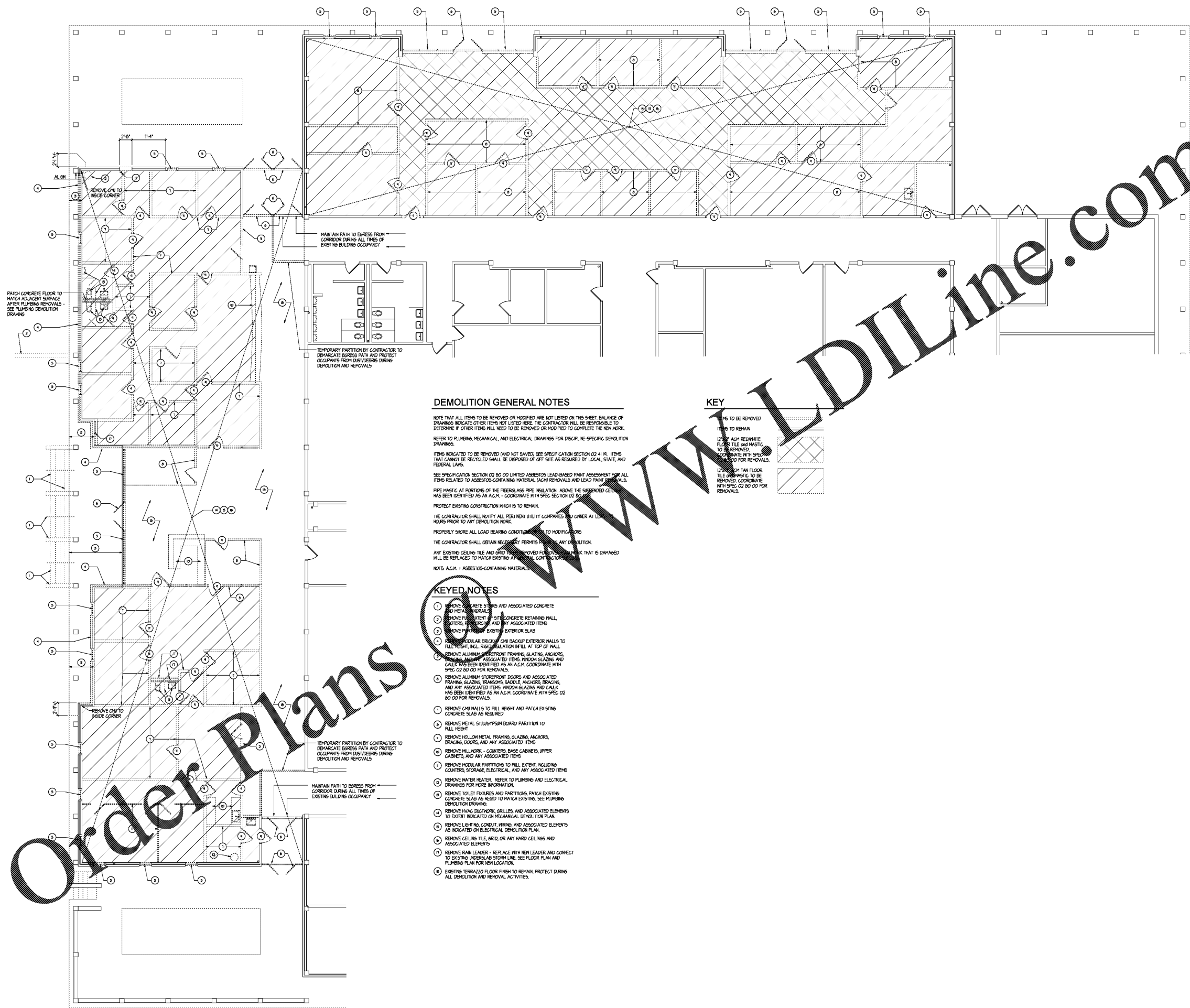
REVISIONS  
 NO DATE DESCRIPTION

THIS DRAWING IS THE PROPERTY OF ADW ARCHITECTS, P.A. AND SHALL NOT BE REPRODUCED OR COPIED IN WHOLE OR IN PART. IT SHALL NOT BE USED ON ANY OTHER PROJECT OR GIVEN TO ANY OTHER COMPANY OR AGENCY WITHOUT THE CONSENT OF ADW ARCHITECTS, P.A.



SEAL

**D101**



**DEMOLITION GENERAL NOTES**

NOTE THAT ALL ITEMS TO BE REMOVED OR MODIFIED ARE NOT LISTED ON THIS SHEET. BALANCE OF DRAWINGS INDICATE OTHER ITEMS NOT LISTED HERE. THE CONTRACTOR WILL BE RESPONSIBLE TO DETERMINE IF OTHER ITEMS WILL NEED TO BE REMOVED OR MODIFIED TO COMPLETE THE NEW WORK. REFER TO PLUMBING, MECHANICAL, AND ELECTRICAL DRAWINGS FOR DISCIPLINE-SPECIFIC DEMOLITION DRAWINGS.

ITEMS INDICATED TO BE REMOVED (AND NOT SAVED) SEE SPECIFICATION SECTION 02 41 10. ITEMS THAT CANNOT BE RECYCLED SHALL BE DISPOSED OF OFF SITE AS REQUIRED BY LOCAL, STATE, AND FEDERAL LAWS.

SEE SPECIFICATION SECTION 02 80 00 LIMITED ASBESTOS-LEAD-BASED PAINT ASSESSMENT FOR ALL ITEMS RELATED TO ASBESTOS-CONTAINING MATERIAL (ACM) REMOVALS AND LEAD PAINT REMOVALS. PIPE MASTIC AT PORTIONS OF THE FIBERGLASS PIPE INSULATION ABOVE THE SUSPENDED CEILING HAS BEEN IDENTIFIED AS AN ACM. COORDINATE WITH SPEC. SECTION 02 80 00 FOR REMOVALS.

PROTECT EXISTING CONSTRUCTION WHICH IS TO REMAIN.

THE CONTRACTOR SHALL NOTIFY ALL PERTINENT UTILITY COMPANIES AND OWNER AT LEAST 14 DAYS PRIOR TO ANY DEMOLITION WORK.

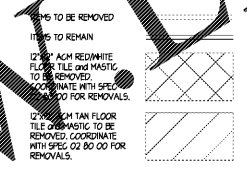
PROPERLY SHORE ALL LOAD BEARING CONDITIONS PRIOR TO MODIFYING.

THE CONTRACTOR SHALL OBTAIN NECESSARY PERMITS PRIOR TO ANY DISPOSITION.

ANY EXISTING CEILING TILE AND GRID TO BE REMOVED FOR OVERHEAD WORK THAT IS DAMAGED WILL BE REPLACED TO MATCH EXISTING MATERIAL, CONDITION, AND COLOR.

NOTES: A.C.M. = ASBESTOS-CONTAINING MATERIALS.

**KEY**



**KEYED NOTES**

- 1 REMOVE CONCRETE STAIRS AND ASSOCIATED CONCRETE TO MEASUREMENTS
- 2 REMOVE FULL EXTENT OF SITE CONCRETE RETAINING WALL, MOTERS, MECHANICAL, AND ANY ASSOCIATED ITEMS
- 3 REMOVE PART OF EXISTING EXTERIOR SLAB
- 4 REMOVE MODULAR BRICK CMU BACKUP EXTERIOR WALLS TO FULL HEIGHT, INCL. RIGID INSULATION INFILL AT TOP OF WALL.
- 5 REMOVE ALUMINUM STOREFRONT FRAMING, GLAZING, ANCHORS, BRACKING, AND ANY ASSOCIATED ITEMS. WINDOW GLAZING AND CALK HAS BEEN IDENTIFIED AS AN ACM. COORDINATE WITH SPEC. 02 80 00 FOR REMOVALS.
- 6 REMOVE ALUMINUM STOREFRONT DOORS AND ASSOCIATED FRAMING, GLAZING, TRANSOMS, SADDLES, ANCHORS, BRACKING, AND ANY ASSOCIATED ITEMS. WINDOW GLAZING AND CALK HAS BEEN IDENTIFIED AS AN ACM. COORDINATE WITH SPEC. 02 80 00 FOR REMOVALS.
- 7 REMOVE CMU WALLS TO FULL HEIGHT AND PATCH EXISTING CONCRETE SLAB AS REQUIRED.
- 8 REMOVE METAL STUD/PSYM BOARD PARTITION TO FULL HEIGHT
- 9 REMOVE HOLLOW METAL FRAMING, GLAZING, ANCHORS, BRACKING, DOORS, AND ANY ASSOCIATED ITEMS
- 10 REMOVE MILLWORK - COUNTERTOPS, BASE CABINETS, UPPER CABINETS, AND ANY ASSOCIATED ITEMS
- 11 REMOVE MODULAR PARTITIONS TO FULL EXTENT, INCLUDING COUNTERTOPS, STORAGE, ELECTRICAL, AND ANY ASSOCIATED ITEMS
- 12 REMOVE WATER HEATER. REFER TO PLUMBING AND ELECTRICAL DRAWINGS FOR MORE INFORMATION.
- 13 REMOVE TOILET FIXTURES AND PARTITIONS, PATCH EXISTING CONCRETE SLAB AS REQ'D TO MATCH EXISTING. SEE PLUMBING DEMOLITION DRAWING.
- 14 REMOVE HVAC DUCTWORK, GRILLES, AND ASSOCIATED ELEMENTS TO EXTENT INDICATED ON MECHANICAL DEMOLITION PLAN.
- 15 REMOVE LIGHTING, CONDUIT, WIRING, AND ASSOCIATED ELEMENTS AS INDICATED ON ELECTRICAL DEMOLITION PLAN.
- 16 REMOVE CEILING TILE, GRID, OR ANY HARD CEILING AND ASSOCIATED ELEMENTS
- 17 REMOVE RAIN LEADER - REPLACE WITH NEW LEADER AND CONNECT TO EXISTING UNDERDRAIN AS STORM LINE. SEE FLOOR PLAN AND PLUMBING PLAN FOR NEW LOCATION.
- 18 EXISTING TERRAZZO FLOOR FINISH TO REMAIN. PROTECT DURING ALL DEMOLITION AND REMOVAL ACTIVITIES.

Order Plans

www.LDILine.com