

RICHMOND COMMUNITY COLLEGE

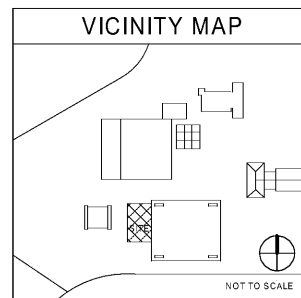
STUDENT SERVICES & CAREER CENTER VOL.2
1042 WEST HAMLET AVE., HAMLET, N.C. 28345

PROJECT TEAM

OWNER: THE TRUSTEES OF RICHMOND COMMUNITY COLLEGE 1042 W HAMLET AVE, HAMLET, NC 28345	CIVIL ENGINEER: ALFRED BENESCH & CO. 2359 Perimeter Point Parkway Suite 350 Charlotte NC 28208 Phone: (704) 521-9880	adwarchitects environmentsforlife architecture planning interiors 2815 Coliseum Centre Drive, Suite 500 Charlotte, North Carolina 28217 Phone: (704) 379-1919 Fax: (704) 379-1920	STRUCTURAL ENGINEER: STEWART INC. 101 N. Tryon St., Suite 1400 Charlotte, NC 28202 Phone: (704) 334-7925 Fax: (704) 334-7926
			PLUMBING, MECHANICAL, ELECTRICAL, & FIRE PROTECTION: OPTIMA ENGINEERING 1927 South Tryon Street Suite 300 Charlotte, NC 28203 Phone: (704) 338-1292 Fax: (704) 338-9974

DRAWING SYMBOLS

ELEVATION MARK		DETAIL NUMBER
SECTION MARK		SHEET NUMBER
DETAIL CALLOUT MARK		DETAIL NUMBER
COLUMN GRID REFERENCE		SHEET NUMBER
ROOM NAME & NUMBER		
REVISION CLOUD & NUMBER		
WALL TYPE		
DOOR TYPE		
WINDOW TYPE		
ELEVATION		
MATCH LINE		
FINISH MARK		



ISSUE DATES

8/15/2018	SCHEMATIC & DESIGN DEVELOPMENT SUBMITTAL
10/12/2018	CONSTRUCTION DOCUMENT SUBMITTAL
02/28/2019	FINAL CONSTRUCTION DOCUMENTS
04/08/2019	BID DOCUMENTS



SHEET INDEX

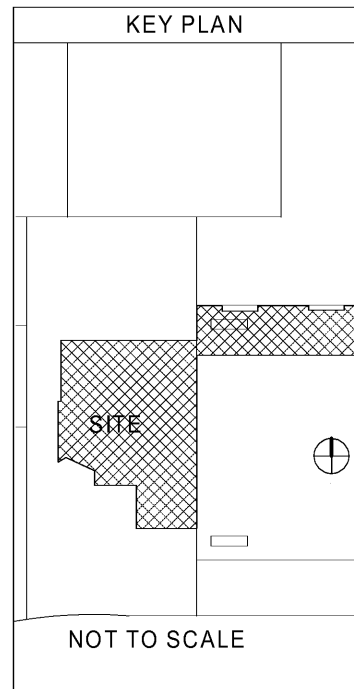
SHEET NO.	SHEET TITLE	SHEET ISSUE DATE	REVISION
GENERAL			
A000	COVER SHEET	02/28/2019	
A001	APPENDIX BUILDING CODE SUMMARY	02/28/2019	
A002	LEED BUILDING LIFE SAFETY PLAN	02/28/2019	
A003	UL TYPES & UL DETAILS	10/12/2018	
CIVIL			
S501	SITE SURVEY	02/28/2019	
C000	CONSTRUCTION STAGING PLAN	02/28/2019	
C100	EXISTING CONDITIONS/ DEMOLITION PLAN	02/28/2019	
C200	SITE PLAN	02/28/2019	
C300	EROSION CONTROL PLAN	02/28/2019	
C301	GRADING AND DRAINAGE PLAN	02/28/2019	
C400	UTILITY PLAN	02/28/2019	
C500	SITE CONSTRUCTION DETAILS	02/28/2019	
C501	SITE CONSTRUCTION DETAILS	02/28/2019	
C600	LANDSCAPE PLAN	02/28/2019	
ARCHITECTURAL			
D101	DEMOLITION PLAN	02/28/2019	
A101	OVERALL FLOOR PLAN + PHASING PLAN	02/28/2019	
A102	FLOOR PLANS	02/28/2019	
A103	FLOOR PLAN INTERIOR DIMENSIONS	02/28/2019	
A104	ROOF PLAN	02/28/2019	
A201	EXTERIOR ELEVATIONS	02/28/2019	
A202	EXTERIOR ELEVATIONS	02/28/2019	
A301	BUILDING SECTIONS	02/28/2019	
A401	WALL SECTIONS	02/28/2019	
A402	WALL SECTIONS	02/28/2019	
A403	WALL SECTIONS	02/28/2019	
A404	WALL SECTIONS	02/28/2019	
A405	WALL SECTIONS	02/28/2019	
A410	ENLARGED DETAILS	02/28/2019	
A411	ENLARGED DETAILS	02/28/2019	
A412	ENLARGED DETAILS	02/28/2019	
A501	ENLARGED PLANS, SECTIONS AND ELEVATIONS	02/28/2019	
A502	ENLARGED PLANS, SECTIONS AND ELEVATIONS	02/28/2019	
A503	ENLARGED PLAN ELEVATIONS AND SECTIONS	02/28/2019	
A504	ENLARGED PLAN, ELEVATIONS & DETAILS	02/28/2019	
A601	DOOR SCHEDULE	02/28/2019	
A602	HEAD AND JAMB DETAILS	02/28/2019	
A603	STONEFRONT AND CURTAINWALL ELEVATIONS	02/28/2019	
A700	INTERIOR FINISH LEGEND, ROOM FINISH SCHEDULE & TRANSITIONS	02/28/2019	
A701	ADDITION AND RENOVATION FINISH FLOOR PLAN & TRANSITIONS	02/28/2019	
A702	ENLARGED FINISH FLOOR PLAN	02/28/2019	
A801	REFLECTED CEILING PLAN	02/28/2019	

ABBREVIATIONS

A.F.F.	ABOVE FINISH FLOOR	ENGR.	ENGINEER	L.H.	LEFT HAND	SIM.	SIMILAR
APPROX.	APPROXIMATE	EQ.	EQUAL	L.H.R.	LEFT HAND REVERSE	SPEC.	SPECIFICATION
ARCH.	ARCHITECTURAL	EQUIP.	EQUIPMENT	L.L.	LIVE LOAD	SQ.	SQUARE
AUTO.	AUTOMATIC	EXH.	EXHAUST	LAB.	LABORATORY	SQ. FT.	SQUARE FEET
AUX.	AUXILIARY	EXIST.	EXISTING	L.B.	LOAD BEARING	SQ. IN.	SQUARE INCHES
AVG.	AVERAGE	EXP.	EXPANSION	M.H.	MAN HOLE	ST.	STREET
B.O.	BOTTOM OF	EXP. JT.	EXPANSION JOINT	M.O.	MASONRY OPENING	STD.	STANDARD
BD.	BOARD	F.	FAHRENHEIT	MAINT.	MAINTENANCE	STL.	STEEL
BLDG.	BUILDING	F.D.	FLOOR DRAIN	MAX.	MAXIMUM	STRUCT.	STRUCTURE
BOT.	BOTTOM	F.E.	FIRE EXTINGUISHER	MECH.	MECHANICAL	SYM.	SYMBOL
BRG.	BEARING	F.E.C.	FIRE EXTINGUISHER	MEMO.	MEMORANDUM	T&G.	TONGUE & GROOVE
BTU.	BRITISH THERMAL UNITS	F.F.J.	FLOOR FORMED JOINT	MEZZ.	MEZZANINE	T.O.	TOP OF
C.	CELSIUS	F.F.	FLOOR FINISH	MFG.	MANUFACTURE(R)	T.V.	TELEVISION
C.B.	CATCH BASIN	F.J.	FLOOR JOINT	MIN.	MINIMUM	TYP.	TYPICAL
C.L.	CENTERLINE	F.O.	FACE OF	MISC.	MISCELLANEOUS	UNLESS NOTED	
C.L.T.O.	CENTERLINE TO CENTERLINE	F.O.C.	FACE OF CHANNEL	MTL.	METAL	UNLESS NOTED OTHERWISE	
C.L.	CENTERLINE	F.O.S.	FACE OF STUD	N.A.	NOT APPLICABLE	V.C.T.	VOLATILE ORGANIC COMPOUND
C.J.	CONTROL JOINT	F.P.M.	FEET PER MINUTE	N.I.C.	NOT IN CONTACT	V.C.	VOLATILE ORGANIC COMPOUND
CLG.	CEILING	F.P.S.	FEET PER SECOND	N.T.S.	NOT TO SCALE	V.C.	VOLATILE ORGANIC COMPOUND
CLR.	CLEAR	FAB.	FABRICATE	NEG.	NEGATIVE	V.C.	VOLATILE ORGANIC COMPOUND
CMU	CONCRETE MASONRY UNIT	FED.	FEDERAL	NO.	NUMBER	VERT.	VERTICAL
CO2	CARBON MONOXIDE	FIG.	FIGURE	O.C.	ON CENTER	VOL.	VOLUME
COL.	COLUMN	FIN.	FINISH	O.D.	OUTSIDE DIAMETER	VOL.	VOLUME
CONC.	CONCRETE	FIN. FLR.	FINISH FLOOR	O.V.	OVER	W.C.	WATER CLOSET
CONST.	CONSTRUCTION	FIN. GRD.	FINISH GRADE	CH.	CHANGING		
CS.T.	CONCRETE STAIN	FLR.	FLOOR	O.F.	OWNER FINISHED		
CTR.	CENTER	FT.	FEET	OWI.	OWNER INSTALLED		
CU. FT.	CUBIC FEET	G.P.H.	GALLONS PER HOUR	O.P.	OPPOSITE HAND		
CU. IN.	CUBIC INCHES	G.P.M.	GALLONS PER MINUTE	OPP.	OPPOSITE		
CU. YD.	CUBIC YARD	G.W.B.	GYPSON WALL BOARD	P.A.	PUBLIC ADDRESS		
D.F.	DRINKING FOUNTAIN	GA.	GALLON	P.S.F.	POUNDS PER SQUARE FOOT		
D.S.	DOWN SPOUT	GAL.	GALLON	P.S.I.	POUNDS PER SQUARE INCH		
DBL.	DOUBLE	GALV.	GALVANIZED	P.L.	PLATE		
DEPT.	DEPARTMENT	GEN.	GENERAL	PL.	PLATE		
DIA.	DIAMETER	GOVT.	GOVERNMENT	PREFAB.	PREFABRICATED		
DIM.	DIMENSION	GYP.	GYPSON	PRELIM.	PRELIMINARY		
DWG.	DRAWING	GYP. BD.	GYPSON BOARD	PROJ.	PROJECT		
E.D.	EQUIPMENT DRAIN	HDW.	HARDWARE	PT.	POINT		
E.E.J.	EXTERIOR EXPANSION JOINT	HGT.	HEIGHT	R.(RAD)	RADIUS		
E.F.	EXHAUST FAN	HORIZ.	HORIZONTAL	R.A.	RETURN AIR		
E.O.S.	EDGE OF SLAB	HR.	HOUR	R.D.	ROOF DRAIN		
E.W.C.	ELECTRIC WATER COOLER	HVAC.	HEATING, VENTILATION, A/C	R.H.	RIGHT HAND		
EA.	EACH	IN.	INCH	R.H.R.	RIGHT HAND REVERSE		
EL.	ELEVATION	INFO.	INFORMATION	REFRIG.	REFRIGERATOR		
ELEC.	ELECTRICAL	INSUL.	INSULATION	REINF.	REINFORCE		
ELEV.	ELEVATOR	INV.	INVERT	REQD.	REQUIRED		
		INT.	JOINT	S.D.	STORM DRAIN		
		JT.	JOINT	SHT.	SHEET		

DETAIL NUMBERING SYSTEM


20	16	12	08	04
19	15	11	07	03
18	14	10	06	02
17	13	09	05	01



SHEET INDEX

SHEET NO.	SHEET TITLE	SHEET ISSUE DATE	REVISION
STRUCTURAL			
S-001	GENERAL NOTES & ABBREVIATIONS	02/28/2019	
S-011	SPECIAL INSPECTIONS	02/28/2019	
S-101	FOUNDATION PLAN	02/28/2019	
S-102	ROOF FRAMING PLAN	02/28/2019	
S-201	VERTICAL FRAME ELEVATIONS	02/28/2019	
S-301	FOUNDATION DETAILS	02/28/2019	
S-302	FOUNDATION DETAILS	02/28/2019	
S-401	MASONRY TYPICAL DETAILS	02/28/2019	
S-501	COLUMN SCHEDULE	02/28/2019	
S-502	STEEL TYPICAL DETAILS	02/28/2019	
S-503	STEEL FRAMING DETAILS	02/28/2019	
PLUMBING			
P001	LEGEND AND NOTES - PLUMBING	02/28/2019	
P002	SCHEDULES AND DETAILS - PLUMBING	02/28/2019	
P003	DETAILS - PLUMBING	02/28/2019	
P100	DEMOLITION FLOOR PLAN - PLUMBING	02/28/2019	
P101	FLOOR PLAN - WASTE & VENT	02/28/2019	
P102	ROOF PLAN - PLUMBING	02/28/2019	
P201	FLOOR PLAN - WATER & GAS PIPING	02/28/2019	
MECHANICAL			
M001	MECHANICAL SCHEDULES, NOTES AND LEGEND	02/28/2019	
M002	MECHANICAL SCHEDULES, NOTES AND LEGEND	02/28/2019	
M003	MECHANICAL CONTROL POINTS AND SEQUENCE OF OPERATIONS	02/28/2019	
M101	MECHANICAL FLOOR PLAN - DEMOLITION	02/28/2019	
M201	MECHANICAL FLOOR PLAN - NEW WORK	02/28/2019	
M301	MECHANICAL DETAILS	02/28/2019	
M302	MECHANICAL UL DETAILS	02/28/2019	
ELECTRICAL			
E001	ELECTRICAL SYMBOLS, LEGENDS & NOTES	02/28/2019	
E002	ELECTRICAL SPECIFICATIONS	02/28/2019	
E003	ELECTRICAL PENETRATION DETAILS	02/28/2019	
E004	ELECTRICAL DETAILS	02/28/2019	
E005	ELECTRICAL DETAILS	02/28/2019	
E006	ELECTRICAL DETAILS	02/28/2019	
E007	POWER RISER DIAGRAM	02/28/2019	
E008	ELECTRICAL PANEL SCHEDULES	02/28/2019	
E009	LIGHT FIXTURE SCHEDULE & NOTES	02/28/2019	
E010	SITE PLAN - ELECTRICAL	02/28/2019	
ED101	DEMO PLAN - LIGHTING	02/28/2019	
E101	CEILING PLAN - LIGHTING	02/28/2019	
ED201	DEMO PLAN - POWER	02/28/2019	
E201	FLOOR PLAN - POWER	02/28/2019	
E202	ROOF PLAN - POWER	02/28/2019	
ED301	DEMO PLAN - SYSTEMS	02/28/2019	
E301	CEILING PLAN - SYSTEMS	02/28/2019	

SCO # 16-15889-02A



COVER SHEET

DATE: 04.05.2019
PROJECT NO: 16063

REVISIONS

NO. DATE: DESCRIPTION

SHEET NUMBER
A000