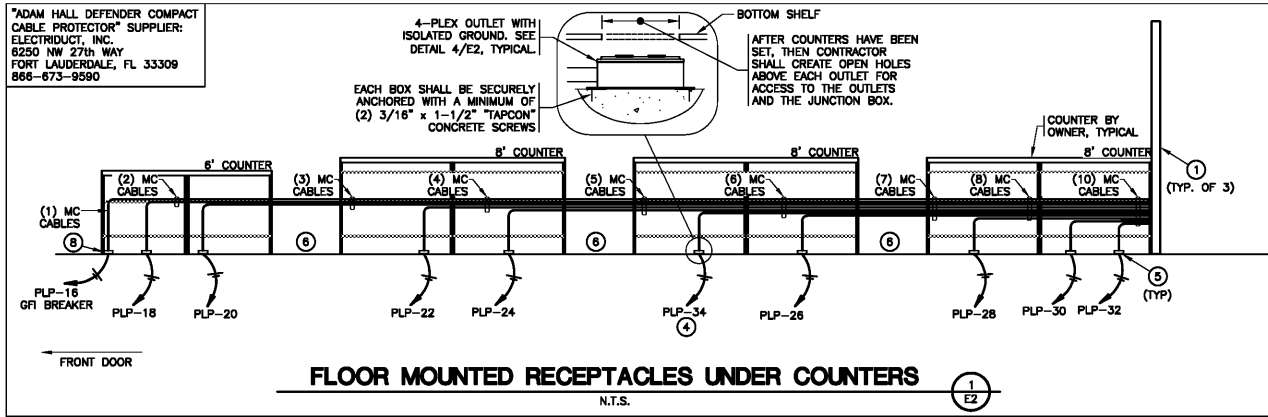


"ADAM HALL DEFENDER COMPACT CABLE PROTECTOR" SUPPLIER: ELECTRODUCT, INC. 6250 HW 27th WAY FORT LAUDERDALE, FL 33309 866-673-9590



**FLOOR MOUNTED RECEPTACLES UNDER COUNTERS**  
N.T.S.

**TELEPHONE & COMPUTER DATA SYSTEMS:**

- A. ELECTRICAL CONTRACTOR SHALL PROVIDE AND INSTALL ALL TELEPHONE AND DATA CONDUITS.
- B. ELECTRICAL CONTRACTOR SHALL VACUUM OUT ALL CONDUITS TO REMOVE WATER.
- C. ELECTRICAL CONTRACTOR SHALL PROVIDE PULL-STRING IN EACH CONDUIT.
- D. OWNER SHALL PROVIDE AND INSTALL ALL TELEPHONE AND DATA WIRING.

**FIRE ALARM NOTE:**

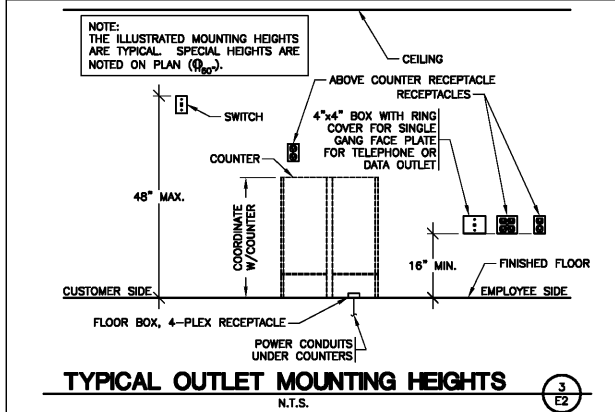
IN THE EVENT A MONITORED FIRE ALARM SYSTEM IS REQUIRED BY THE AUTHORITY HAVING JURISDICTION, THE ALARM SYSTEM WILL BE CONTRACTED DIRECTLY BY THE ALARM SERVICES MANAGER, LEIGH SIDES, WITH THE O'REILLY AUTOMOTIVE CORPORATE OFFICE. THE GENERAL CONTRACTOR SHALL NOT PROCURE ANYONE TO INSTALL OR QUOTE THESE SYSTEMS UNLESS THEY HAVE BEEN ASKED TO DO SO BY LEIGH SIDES. PLEASE CONTACT LEIGH SIDES AT (417) 829-5712 IF A SYSTEM IS NEEDED OR IF THERE ARE ANY QUESTIONS.

**SEISMIC RESTRAINTS (ONLY REQUIRED FOR SEISMIC DESIGN CATEGORIES C,D,E,F)**

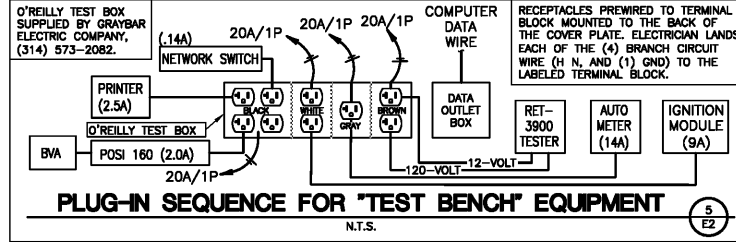
**CONTRACTOR TO REFER TO ARCHITECTURAL SHEET T1.1 FOR SEISMIC DESIGN CATEGORY.**  
IF REQUIRED SEE SEISMIC DETAILS SHEET ME1.

**CONDUIT REQUIREMENTS**

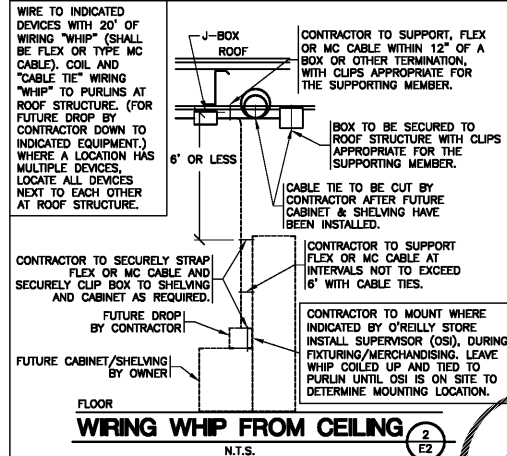
ALL WIRING SHALL BE IN CONDUIT, EXCEPT THAT MC-CABLE MAY BE SUBSTITUTED ONLY AS FOLLOWS:  
A. MC-CABLE (MAXIMUM CABLE LENGTH OF 10'-0") MAY BE INSTALLED ONLY FOR BRANCH CIRCUIT WIRING TO LIGHT FIXTURES.  
B. "MC-CABLE (MAXIMUM CABLE LENGTHS SHOWN ON DETAIL 2/E2) MAY BE INSTALLED ONLY ABOVE SLAB AND ONLY AT LOCATIONS INDICATED ON E2 SHEET." SEE SHEET E4 FOR MORE REQUIREMENTS



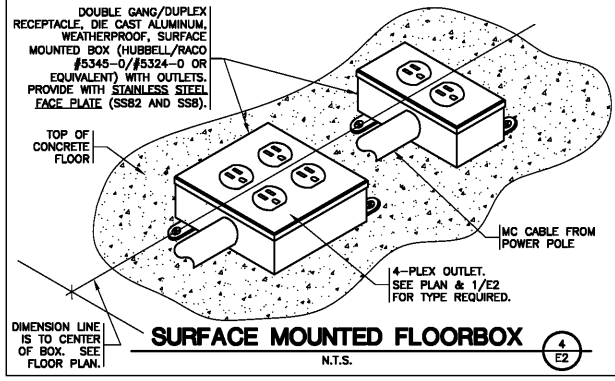
**TYPICAL OUTLET MOUNTING HEIGHTS**  
N.T.S.



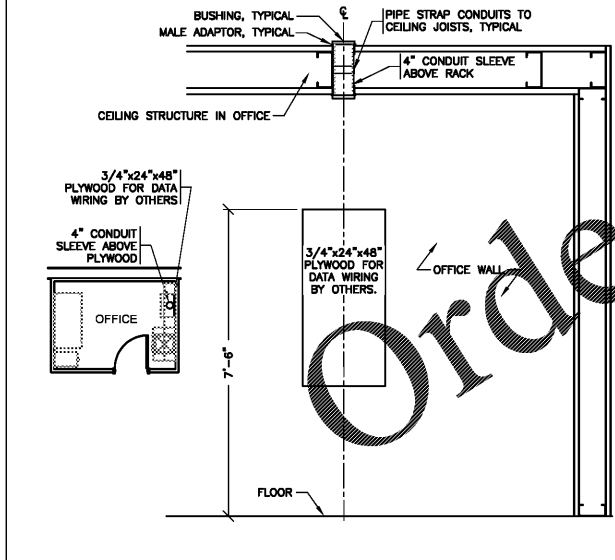
**PLUG-IN SEQUENCE FOR "TEST BENCH" EQUIPMENT**  
N.T.S.



**WIRING WHP FROM CEILING**  
N.T.S.



**SURFACE MOUNTED FLOORBOX**  
N.T.S.



**CONDUITS IN OFFICE**  
N.T.S.

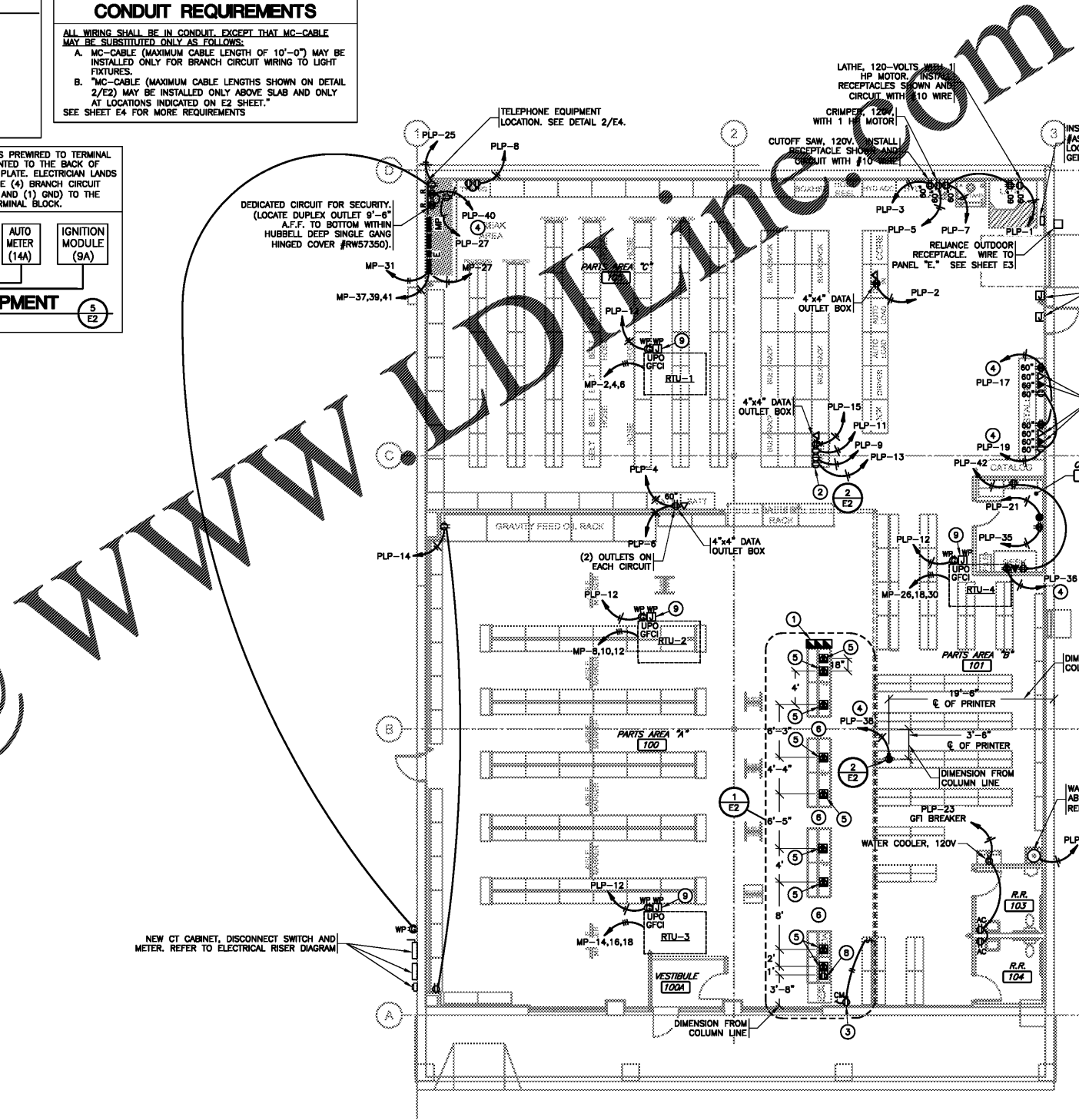
**POWER - KEYNOTES**

- 1 12" BLANK TWO CHANNEL, ALUMINUM FINISH, TELE-POLE POLE FOR FEED TO OUTLETS AND FOR COMMUNICATIONS/DATA WIRING AT COUNTER, (EQUAL TO "WIREMOLD" PRODUCT). TYPICAL.
- 2 TEST OUTLET BOX, 120V. INSTALL (2) DUPLEX OUTLETS EACH ON THEIR OWN CIRCUIT. (1) SINGLE OUTLET ON ONE CIRCUIT, (1) QUADREX OUTLET ON ONE CIRCUIT & A COMPUTER DATA OUTLET. SEE DETAIL 5/E2.
- 3 MOUNT RECEPTACLE IN CEILING FOR OPEN SIGN. CIRCUIT RECEPTACLE TO NEAREST LIGHTING CONTROL PANEL. CONTROL LIGHTING CIRCUIT AND AHEAD OF ALL DIMMER SWITCHES AND DAY LIGHTING CONTROLS. "OPEN" SIGN CAN ALSO BE CONTROLLED BY WALL SWITCH. SEE DETAIL 1/E1.
- 4 SEE "E" PANEL TRANSFER SWITCH SCHEDULE FOR POSITION OF CIRCUIT WIRES THROUGH TRANSFER SWITCH.
- 5 FLOOR 4-PLEX ISOLATED GROUND RECEPTACLE. SEE DETAIL 4/E2.
- 6 INSTALL "ADAM HALL DEFENDER 85100" COMPACT CABLE PROTECTOR RACEWAY ON FLOOR BETWEEN COUNTERS, TYPICAL.
- 7 INSTALL JUNCTION BOX FOR ENERGY MANAGEMENT SYSTEM DOOR POSITION SWITCHES AN WIRE TO CONTROLLING HVAC IN AREA OF BACK DOOR, PER EQUIPMENT SUPPLIER REQUIREMENTS. SEE SHEET EM1.0
- 8 FLOOR DUPLEX RECEPTACLE (FOR COKE MACHINE) SEE DETAIL 4/E2 SIMILAR.
- 9 CONTRACTOR TO INSTALL J-BOX, CONDUIT, AND PULL STRING FOR FIRE ALARM. MOUNT J-BOX BELOW OPTIONAL CONVENIENCE OUTLET LOCATION. REFERENCE SHEET M2.

NOTE:  
ALL PANELBOARDS, TRANSFORMERS, TRANSFER SWITCH KIT AND DISCONNECTS WILL BE SUPPLIED BY THE OWNER (O'REILLY). ELECTRICAL GEAR SHALL BE DIRECT ORDERED AND/OR RELEASED FROM THE LISTED ELECTRICAL EQUIPMENT DISTRIBUTOR LISTED ON SHEET E3.


**MARKING OF ELECTRICAL WORKING SPACE**

IN FRONT OF ALL METER PANELS, SUB PANELS, TRANSFORMERS, AND DISCONNECTS, PROVIDE A WORKING SPACE IN FRONT, ON THE FLOOR. RECTANGLE, PAINT WITH CONTRASTING COLOR, 4-INCH BRUSH STROKES WITH DIAGONAL LINES INSIDE, WITH 6-INCH LETTERS, "NO STORAGE" BLOCKED IN, AND/OR LARGE STICKER SAYING THE SAME THING. 4'-0" DEPTH TYPICAL AT ALL LOCATIONS.



**POWER PLAN**

SCALE: 1/8" = 1'-0"



ENGINEER OF RECORD  
**RYAN JONES**  
ENGINEER LICENSE NUMBER  
34781  
SHEETS BEARING THIS SEAL ARE AUTHENTICATED. RESPONSIBILITY FOR ALL OTHER PLANS, SPECIFICATIONS OR INSTRUMENTS ARE DISCLAIMED.

**CJD**  
Engineering | Energy | Innovation  
2225 West Chesnut Blvd., Suite 200, Springfield, MO 65807  
P: 417.877.1700  
www.cjd-eng.com

PROJECT:  
**O'REILLY AUTO PARTS REMODEL**  
628 GARDNER BLVD  
HOLLY HILL, SC 29059

**O'Reilly AUTO PARTS**  
CORPORATE OFFICES  
233 SOUTH PATTERSON  
SPRINGFIELD, MISSOURI 65802  
(417) 862-2674 TELEPHONE

DRAWN BY: **JBR** CHECKED BY: **CRF**  
DATE: **03/29/2019**  
REVISION:  
PROJECT NUMBER:  
**19035-HHL**

SHEET NUMBER  
**E2**

© COPYRIGHT 2019 - DESIGNS, DRAWINGS AND SPECIFICATIONS ARE INSTRUMENTS OF SERVICE AND ARE THE PROPERTY OF THE DESIGN PROFESSIONAL. REPRODUCTION PROHIBITED WITHOUT THE EXPRESSED WRITTEN CONSENT OF THE DESIGN PROFESSIONAL.