

**MANAGER'S OFFICE / RECEIVING DESK NOTE:**

G.C. TO PROVIDE J-BOX, CONDUIT & PULL STRING FOR ALL TEL/DATA RECEPTACLES IN MANAGER'S OFFICE. G.C. TO COORD. WITH VENDORS FOR REQUIREMENTS, TYP.

**TEL/DATA CABINET:**

- 3 JUNCTION BOXES
- 4 POWER QUADS
- 1 TEL/DATA OUTLET

**BELOW MANAGER'S DESK @ 18" A.F.F.:**

- 3 POWER QUADS
- 2 QUADS TEL/DATA OUTLET

**BELOW RECEIVING DESK @ 18" A.F.F.:**

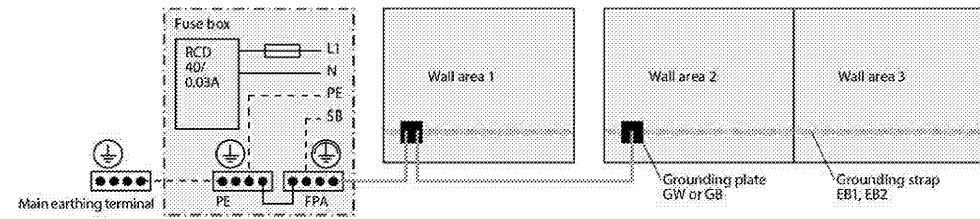
- 1 JUNCTION BOX
- 2 POWER QUADS
- 4 TEL/DATA OUTLETS

**LEGEND**

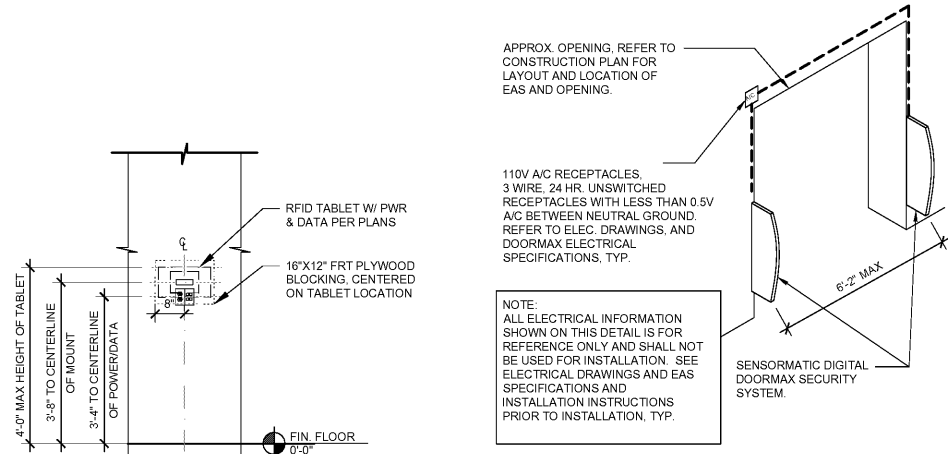
- |      |                                   |   |  |
|------|-----------------------------------|---|--|
| ⊖ EX | EXISTING RECEPTACLE               | ⊗ | EXIT SIGNS (E=EXISTING)(N=NEW)   |
| ⊖    | DUPLEX RECEPTACLE                 | ⊙ | J-BOX FOR EXTERIOR SIGNAGE PROVIDED BY LANDLORD<br>G.C. TO CONFIRM LOCATION IN FIELD |
| ⊖    | QUADREPLEX RECEPTACLE             | ⊙ | TRAFFIC COUNTER  |
| ⊖    | TEL/DATA RECEPTACLES              |   |  |
| ⊖    | J-BOX AND MUDRING FOR DATA CABLES |   |  |

**KEY NOTES**

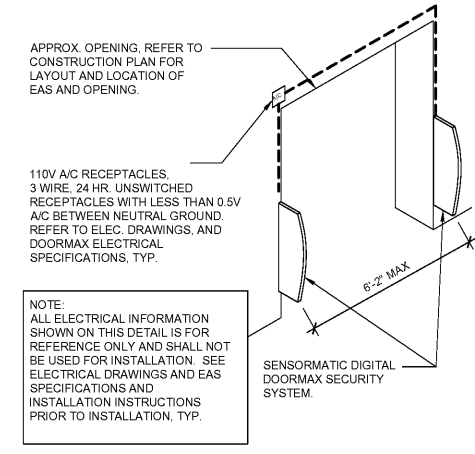
- EXISTING OR NEW EXIT SIGNS & EMERGENCY LIGHTING. REFER TO MEP ENG. DWGS FOR MORE INFORMATION.
- J-BOX FOR SIGN G.C. V.I.F. LOCATION. REFER TO MEP ENG. DWGS, REFER TO SHEET NOTE 5. IF NONE EXIST, G.C. TO PROVIDE NEW J-BOX & CONDUIT FOR SIGN TYP.
- PENDANT-MOUNTED TRAFFIC COUNTER. G.C. TO PROVIDE J-BOX, RIGID CONDUIT & CABLEWIRE BACK TO MANAGER'S OFFICE. REFER TO DETAILS ON SHEET A120 & MEP ENG. DWGS.
- COORDINATE ELECTRICAL WIRING AND PROVIDE JUNCTION BOX AT EACH CASHWRAP. COORDINATE CABLE FEEDING WITH FIXTURE VENDOR. ALL WIRING & CONDUIT SHALL BE RUN THROUGH BUILT-IN RACEWAY AT BOTTOM OF CASHWRAP. NO WIRE OR CABLE SHALL PASS THROUGH DIVIDERS OR SHELVES. TYP. REFER TO MEP ENG. DWGS.
- PIN PAD / CREDIT CARD READER AT EACH CASHWRAP. TO BE MOUNTED IN ACCESSIBLE LOCATION. TYP.
- G.C. TO TRENCH FOR ELEC. CONDUIT FOR POWER/DATA AT CASHWRAP. REFER TO 3/A114 FOR TRENCHING DETAIL.
- G.C. TO PROVIDE CONVENIENCE OUTLETS, LOCATIONS TO BE COORDINATED W/ MEP ENG. DWGS.
- LOCATION OF SECURITY KEY PAD, COORD. FINAL LOCATION W/ SECURITY SYS. VENDOR.
- EXISTING DOOR BUZZER(S) TO REMAIN. G.C. TO CONFIRM WORKING ORDER AND REPLACE AS REQUIRED.
- NEW ELECTRICAL PANELS BY G.C. REFER TO MEP ENG. DRAWINGS.
- G.C. TO PROVIDE 120V AC POWER AT 48" A.F.F. FOR REFRIGERATOR AND MICROWAVE. REFER TO MEP ENG. DWGS.
- G.C. TO PROVIDE DUPLEX POWER & DATA FOR TELEPHONES AT BACKWRAP.
- G.C. TO PROVIDE DUPLEX POWER & DATA & JUNCTION BOX @ 72" A.F.F. FOR TV. REFER TO MEP ENG. DWGS.
- POWER RECEPTACLES FOR DRINKING FOUNTAIN. REFER TO MEP ENG. DWGS FOR MORE INFORMATION.
- G.C. TO PROVIDE DUPLEX POWER & CAT6 DATA @ 40" A.F.F. FOR RFID TABLET & READER WITH IN-BLUE WHITE 2-GANG IN-WALL FPTY CONNECTION ENCLOSURE. (NSAV62M) REFER TO DETAILS 4 & 5 ON SHEET A150 & MEP ENG. DWGS FOR MORE INFORMATION.



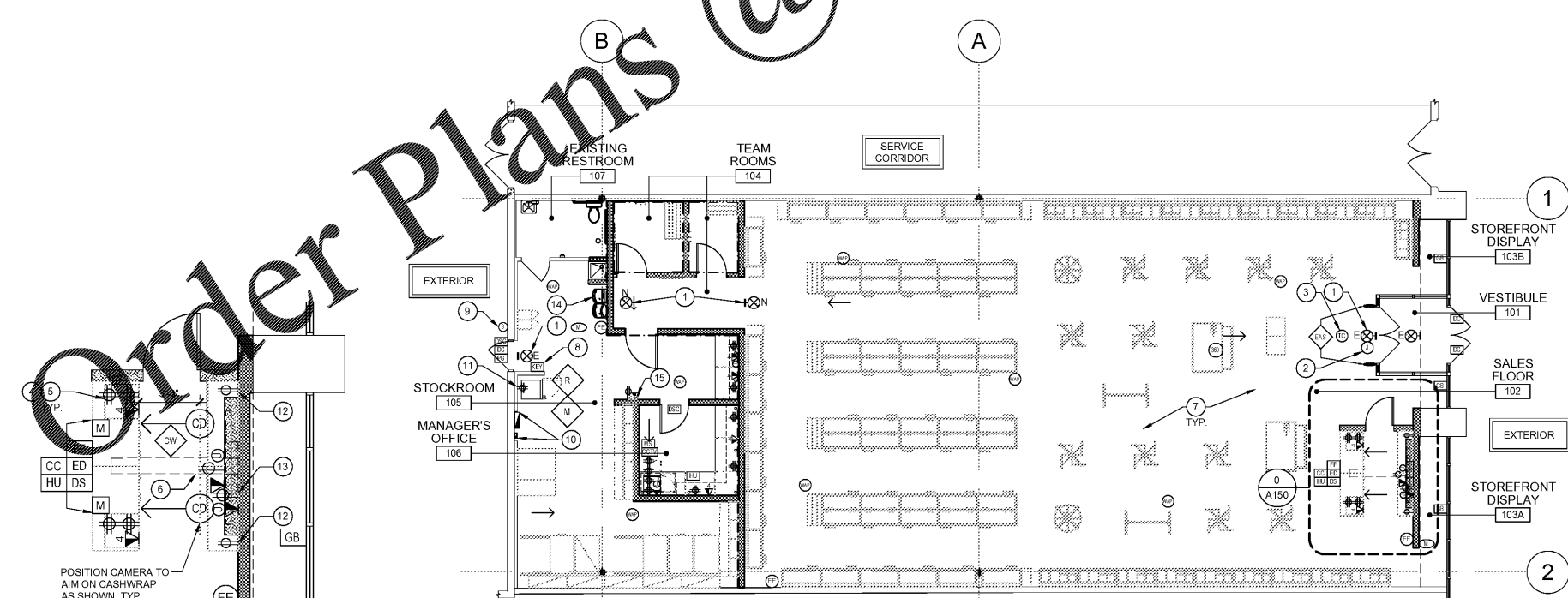
**5 RFID GROUNDING DETAIL**  
 SCALE: N.T.S.



**4 RFID TABLET DETAIL**  
 SCALE: 1/2" = 1'-0"



**3 EAS DETAIL**  
 SCALE: N.T.S.



**1 POWER & DATA PLAN**  
 SCALE: 1/8" = 1'-0"

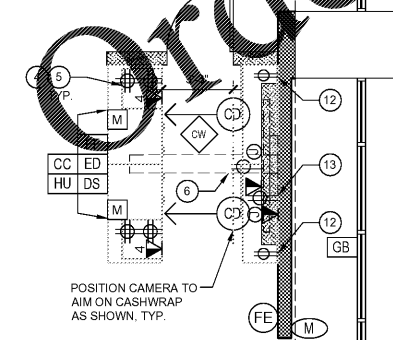
**2 CASHWRAP DETAIL**  
 SCALE: 1/4" = 1'-0"

**SHEET NOTES**

- REFER TO SHEET A420 FOR TYPICAL MOUNTING HEIGHTS.
- G.C. TO REFER TO SHEET A120 FOR ALL CAMERA MOUNTING HEIGHTS.
- ARCHITECTURAL DRAWINGS GOVERN FOR LOCATION OF DEVICES. REFER TO MEP DRAWINGS FOR CIRCUITING, CONNECTIONS, QUANTITY, AND OTHER ENGINEERING INFORMATION. NOTIFY ARCHITECT OF DISCREPANCIES PRIOR TO CONSTRUCTION.
- FINAL COORDINATION OF RECEPTACLES FOR FURNITURE FIXTURES IS THE RESPONSIBILITY OF THE G.C. THE G.C. MUST COORDINATE RECEPTACLE LOCATIONS WITH FIXTURE LOCATIONS. G.C. TO RESOLVE ANY CONFLICT BETWEEN DEVICES AND STORE FIXTURE LOCATIONS PRIOR TO DEVICE INSTALLATION.
- G.C. TO PROVIDE POWER FOR SIGNAGE. COORDINATE LOCATION WITH SIGNAGE VENDOR. IF THE LANDLORD REQUIRES THAT EXTERIOR SIGNAGE BE CONNECTED TO LL-PROVIDED J-BOX ON LL-CONTROLLED CIRCUIT, G.C. SHALL CONNECT THROUGH THIS CIRCUIT & SHALL NOT BY-PASS.
- ALL UNUSED EXISTING TELE/DATA JACKS ARE TO RECEIVE BLANK COVER PLATES.
- ALL RECEPTACLES TO BE MOUNTED AT 18" A.F.F. IN O.
- ALL RECEPTACLES & COVER PLATES TO BE WHITE IN O.
- G.C. TO PROVIDE CONDUIT AND WIRE TO CASHWRAP LOCATIONS.
- G.C. TO WIRE TO EXISTING POWER SOURCE.
- G.C. TO ENSURE THAT ALL ELECTRICAL WORK INSTALLED MUST BE READILY ACCESSIBLE FOR OPERATING, SERVICE, MAINTAINING AND REPAIRING.
- ALL CONDUIT MUST BE CONCEALED.
- G.C. SHALL FURNISH & INSTALL LOCK BOX COVERS ON ALL THERMOSTATS.
- G.C. SHALL REFER TO & COORD. W/ MEP ENG. DWGS FOR ALL POWER & DATA WORK. TYP.
- G.C. TO PROVIDE MIN. 1" CONDUIT & LOW VOLTAGE CABLE INCLUDING CAT6 CABLE FOR POS & COMPUTER SYSTEM, TELEPHONE, TRAFFIC COUNTER AND ALARM. CONDUIT TO BE CONTINUOUS AND TO RUN FROM TEL/DATA BOARD, CASHWRAP, OR OTHER LOCATION AS OCCURS TO MANAGER'S OFFICE. SYSTEM VENDORS SHALL TERMINATE AS REQ'D. G.C. TO COORD. W/ VENDORS FOR OTHER SPECIFIC REQ'S. REFER TO A151 & MEP ENG. DWGS FOR CABLING DIAGRAMS & INFORMATION. TYP.

**EQUIPMENT SCHEDULE**

KEY	DESCRIPTION	LOCATION
KEY	SECURITY KEYPAD (AT REAR SERVICE DOOR)	
DC	DOOR CONTACT (ON ALL EXTERIOR DOOR LEAFS)	
HU	HOLD UP BUTTON (AT EACH REGISTER & IN OFFICE)	
FF	FRAUD FIGHTER (AT EACH REGISTER)	
GB	GLASS BREAK (APPROX. EVERY 20' ON STOREFRONT)	
PG	PILFER GUARD (AT REAR SERVICE DOOR)	
DS	DROP SAFE (AT EACH REGISTER)	
DSC	DOOR SCOPE (ON SERVICE DOOR & OFFICE DOOR)	
CC	CREDIT CARD READER & PIN PAD (AT EACH REGISTER)	
ED	ELECTRIC DETACHER (AT EACH REGISTER)	
CCTV	SECURITY VIDEO HEAD END (IN IT CABINET IN OFFICE)	
M	MOTION DETECTOR (BOH) SURFACE-MOUNTED	
360	MOTION DETECTOR 360 (SALES)	
CD-360	PENDANT-MOUNTED. G.C. TO PROVIDE J-BOX RIGID CONDUIT & CABLEWIRE BACK TO MANAGER'S OFFICE. REFER TO SHEET A120 FOR MOUNTING HEIGHT SPECS.	
CD	CAMERA DOME OR 360 CAMERA. PENDANT-MOUNTED REFER TO DETAIL 3/A151 & SHEET A120 FOR MOUNTING HEIGHT SPECIFICATIONS.	
EAS	EAS SECURITY SYSTEM POWER BY G.C. F&I BY VENDOR. REFER TO 3/A150 & MEP ENG. DWGS.	
MS	MUSIC SYSTEM BY OTHERS (IN IT CABINET)	MANAGER'S OFFICE
S	SAFE BY G.C. (FLOOR-MOUNTED UNDER IT CABINET)	
FC	FILE CABINET BY OWNER (ON FLOOR UNDER IT CABINET)	
CW	CASHWRAP PROVIDED BY OTHERS, INSTALLED BY G.C.	SALES AREA
M	DENOTES RECEPTACLES MOUNTED IN FURNITURE	
WAP	WIRELESS ACCESS POINT (SUSPENDED 6" BELOW LIGHTING)	
R	REFRIGERATOR BY OWNER (BOH)	BREAK AREA
M	MICROWAVE BY OWNER (BOH)	



**2 CASHWRAP DETAIL**  
 SCALE: 1/4" = 1'-0"