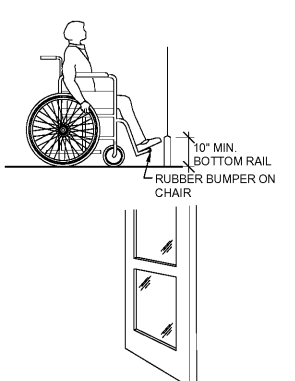


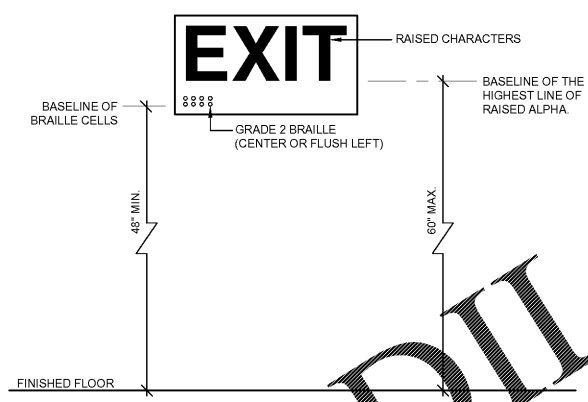
8 DOOR & THRESHOLD HARDWARE
 SCALE: 1/4" = 1'-0"



- DOOR NOTES:**
- ALL EXIT DOORS SHALL BE PIVOTED OR SIDE HINGED SWINGING TYPE
 - THE MINIMUM SIZE FOR ANY DOOR SHALL BE 3'-0"x6'-8" AND SHALL HAVE A MINIMUM OF 32" CLEAR
 - ALL DOORS SHALL HAVE A LEVEL FLOOR OR LANDING ON EACH SIDE OF THE DOOR NOT TO EXCEED A MAXIMUM OF 1/4" PER FOOT OR 2"
 - A MINIMUM BOTTOM RAIL OF SOLID FLAT SURFACE SHALL BE A MINIMUM 10" (NO GLAZING PERMITTED).
 - DOUBLE DOOR WIDTH SHALL BE 3'-0" NOMINAL OPENING (ACTIVE LEAF).
 - NO REVOLVING DOOR ALLOWED FOR ACCESSIBLE DOORS.

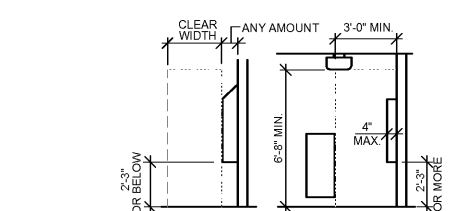
- DOOR HARDWARE NOTES:**
- DOORS SHALL BE OPERABLE FROM SINGLE EFFORT, NO GRASPING OR WRIST MOVEMENT USING LEVERS, PUSH-PULLS OR PANIC DEVICES, AND SHALL BE OPENABLE WITHOUT USE OF A KEY OR ANY SPECIAL KNOWLEDGE OR EFFORT.
 - LATCHING AND LOCKING DOORS THAT ARE HAND OPERATED AND WHICH ARE IN A PATH OF TRAVEL ARE OPERABLE BY LEVER TYPE, PANIC BARS, PUSH-PULL ACTIVATING BARS, U-SHAPED HANDLES OR OTHER HARDWARE DESIGNED TO PROVIDE PASSAGE. LOCKED EXIT DOORS SHALL OPERATE AS ABOVE IN EGRESS DIRECTION.
 - HARDWARE SHALL BE MOUNTED AT 34"-44" HIGH.
 - DOOR CLOSERS SHALL PROVIDE A MINIMUM OF 5 SECONDS TO MOVE FROM A 90 DEGREE OPEN POSITION TO A POINT 12 DEGREES FROM THE LATCH.

- EFFORT TO OPERATE DOORS:**
- INTERIOR DOOR = 5 POUNDS
 - EXTERIOR DOORS = 5 POUNDS
 - FIRE DOORS = 15 POUNDS MAX.-THE MIN. OPENING FORCE ALLOWED BY THE APPROPRIATE ADMIN. AUTHORITY.



7 EXIT TACTILE SIGNAGE
 SCALE: 1/4" = 1'-0"

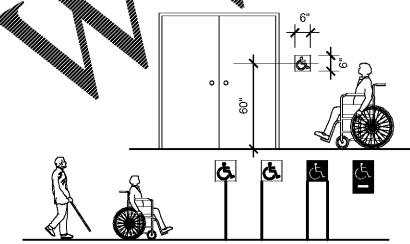
- NOTES:**
- CHARACTERS ON SIGNS SHALL BE RAISED 1/32" MIN. AND SHALL BE SELECTED FROM FONTS WHERE THE WIDTH OF THE UPPERCASE LETTER "O" IS 80% MIN. AND 110% MAX. OF THE HEIGHT OF THE UPPERCASE LETTER "I". CHARACTER HEIGHT MEASURED VERTICALLY FROM THE BASELINE OF THE CHARACTER SHALL BE 5/8" MIN. AND 2" MAX. BASED ON THE HEIGHT OF THE UPPERCASE LETTER "I".
 - GRADE 2 BRAILLE DOTS SHALL BE 1/10" ON CENTER IN EACH CELL WITH 3/10" SPACE BETWEEN CELLS, MEASURED FROM THE SECOND COLUMN OF DOTS IN THE FIRST CELL TO THE FIRST COLUMN OF DOTS IN THE SECOND CELL. DOTS SHALL BE RAISED A MINIMUM OF 1/40" ABOVE THE BACKGROUND.
 - SIGNS SHALL BE INSTALLED ON THE WALL ADJACENT TO THE LATCH OUTSIDE THE DOOR. WHERE THERE IS NO WALL SPACE ON THE LATCH SIDE, INCLUDE 2 DOUBLE LEAF DOORS, SIGNS SHALL BE PLACED ON THE NEAREST ADJACENT WALL, PREFERRED TO THE RIGHT.
 - TACTILE SIGNAGE SHALL PROVIDE A CLEAR FLOOR SPACE LEADING UP TO THE SIGN OF 18"x18", CENTERED ON THE SIGN WHICH IS OUTSIDE THE ARC OF ANY DOOR SWING FROM THE CLOSED TO THE 45 DEGREE POSITION. SIGN MUST BE CENTERED A MIN. OF 9" AWAY FROM LATCH SIDE EDGE OF THE DOOR.
- WHERE REQUIRED, TACTILE SIGNS SHALL BE REQUIRED AT THE FOLLOWING LOCATIONS:
- GRADE LEVEL EXTERIOR EXIT DOOR SHALL BE IDENTIFIED BY A TACTILE EXIT WITH THE WORD, "EXIT".
 - EACH EXIT DOOR THAT LEADS DIRECTLY TO A GRADE-LEVEL EXTERIOR EXIT BY MEANS OF A STAIRWAY OR RAMP SHALL BE IDENTIFIED BY A TACTILE EXIT SIGN WITH THE FOLLOWING WORDS AS APPROPRIATE:
 - "EXIT STAIRS DOWN"
 - "EXIT RAMP DOWN"
 - "EXIT STAIRS UP"
 - "EXIT RAMP UP"
 - EACH EXIT DOOR THAT LEADS DIRECTLY TO A GRADE-LEVEL EXTERIOR EXIT BY MEANS OF AN EXIT ENCLOSURE OR AN EXIT PASSAGEWAY SHALL BE IDENTIFIED BY A TACTILE EXIT SIGN WITH THE WORDS, "EXIT ROUTE".
 - EACH ACCESS DOOR FROM AN INTERIOR ROOM OR AREA TO A CORRIDOR OR HALLWAY THAT IS REQUIRED TO HAVE A VISUAL EXIT SIGN, SHALL BE IDENTIFIED BY A TACTILE EXIT SIGN WITH THE WORDS, "EXIT ROUTE".
 - EACH EXIT DOOR THROUGH A HORIZONTAL EXIT SHALL BE IDENTIFIED BY A SIGN WITH THE WORDS, "TO EXIT".



- EXTERIOR HAZARDS:**
- ABRUPT CHANGES IN LEVEL EXCEEDING 4" IN A VERTICAL HEIGHT, SUCH AS AT PLANTERS, FOUNTAINS OR FOUNDATIONS LOCATED IN OR ADJACENT TO WALKS, SIDEWALKS, OR OTHER PEDESTRIAN WAYS, REQUIRE WARNING CURBS AT LEAST 6" HIGH ABOVE THE WALKING SURFACE. NO CURB IS REQUIRED IF A GUARDRAIL IS PROVIDED CENTERED 3" PLUS OR MINUS 1" ABOVE SURFACE OF WALK OR SIDEWALK.

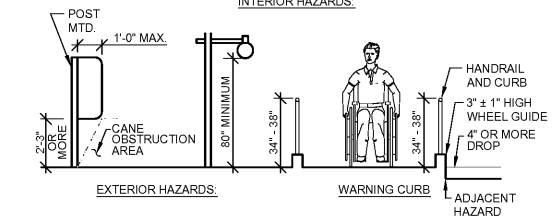
- FLOORS:**
- FLOORS OF A GIVEN STORY ARE A COMMON FLOOR LEVEL THROUGHOUT, UNLESS CONNECTED BY CONFORMING RAMPS, ELEVATORS OR OTHER ACCESSIBLE MEANS OF VERTICAL ACCESS.
 - ALL FLOORS SHALL BE SLIP RESISTANT

- NOTES:**
- OBJECTS PROJECTING FROM WALLS WHOSE LEADING EDGES ARE BETWEEN 48" AND 79" ABOVE FINISH FLOOR CANNOT PROTRUDE MORE THAN 1/2" INTO WALKS AND HALLS.
 - OBJECTS WHOSE LEADING EDGES ARE AT OR BELOW 27" ABOVE FINISH FLOOR MAY PROTRUDE ANY DISTANCE, BUT MAY NOT REDUCE THE REQUIRED CLEAR SPACE.
 - FREE STANDING OBJECTS ON POSTS OR PYLONS MAY OVERHANG A MAXIMUM FROM 27" TO 79" ABOVE FINISH FLOOR AND HAVE A RADIUS CORNER OF 1/4" INCHES.
 - WALKS, HALLS, CORRIDORS, PASSAGEWAYS, STAIRS OR OTHER CIRCULATION SPACE SHALL HAVE 80" MINIMUM CLEAR HEAD.

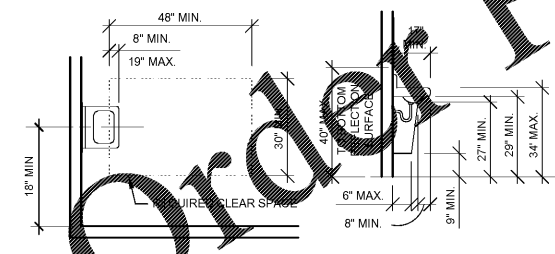


- DOORWAYS LEADING TO TOILET ROOMS AND BATHING ROOMS COMPLYING WITH SECTION 11B-603 SHALL BE IDENTIFIED BY A GEOMETRIC SYMBOL COMPLYING WITH SECTION 11B-703.7.2.6.

5 ENTRY SIGNS
 SCALE: 1/4" = 1'-0"

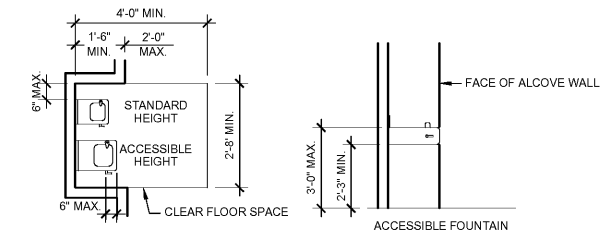


6 HAZARDS
 SCALE: 1/4" = 1'-0"



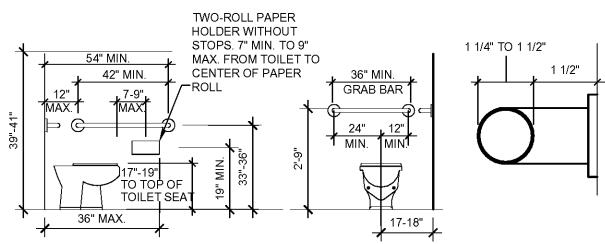
- LAVATORY NOTES:**
- PROVIDE A CLEAR SPACE 30"x48" MIN. IN FRONT OF THE LAVATORY. THE CLEAR SPACE MAY EXTEND INTO KNEE AND TOE SPACE UNDER LAVATORY.
 - INSULATE OR CONFIGURE HOT WATER SUPPLY AND DRAIN PIPING UNDER LAVATORIES TO PREVENT CONTACT.
 - NO SHARP OR ABRASIVE ELEMENTS ARE ALLOWED UNDER LAVATORIES.
 - FAUCET CONTROLS AND OPERATING MECHANISMS ARE REQUIRED TO BE OPERABLE WITH ONE HAND AND CANNOT REQUIRE GRASPING, PINCHING, OR TWISTING OF WRIST. THE FORCE REQUIRED TO ACTIVATE CONTROLS IS NOT TO EXCEED 5 LBS. LEVER OPERATED, PUSH TYPE AND ELECTRONICALLY CONTROLLED MECHANISMS ARE EXAMPLES OF ACCEPTABLE DESIGN.
 - SELF CLOSING VALVES ARE ALLOWED IF THE FAUCET REMAINS OPEN FOR AT LEAST 10 SECONDS.

3 LAVATORIES
 SCALE: 3/8" = 1'-0"



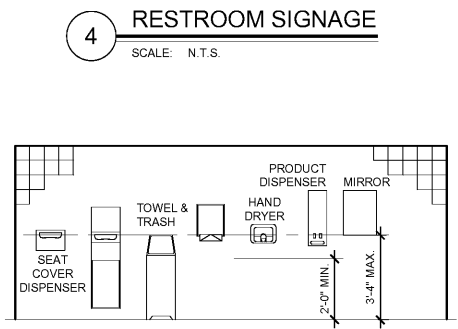
- DRINKING FOUNTAIN NOTES:**
- DRINKING FOUNTAINS ARE TO BE LOCATED WITHIN ALCOVES OR POSITIONED SO AS NOT TO BE IN CORRIDOR OR WALK.
 - THE BUBBLER CAN BE ACTIVATED BY HAND OPERATED LEVER WITHIN 6" OF THE FRONT. PUSH BAR ALONG FRONT OR BY ANOTHER APPROVED CONTROL EASILY OPERATED BY A PERSON WITH DISABILITIES.
 - WATER STREAM IS TO BE PARALLEL TO THE FRONT SIDE OF FOUNTAIN.
 - IN EXISTING BUILDING AND FACILITIES WHERE UNREASONABLE HARDSHIP IS GRANTED, THE EXISTING FOUNTAINS MAY REMAIN. HOWEVER, THE TEXTURED SURFACE OR WING WALLS WILL BE REQUIRED.
 - A STANDARD HEIGHT DRINKING FOUNTAIN MUST BE PROVIDED WITH AN ACCESSIBLE ONE.

2 DRINKING FOUNTAINS
 SCALE: 3/8" = 1'-0"



- GRAB BARS:**
- LOCATE GRAB BARS, ONE SIDE AND ONE BACK OF TOILET, 33" ABOVE AND PARALLEL TO THE FLOOR, EXCEPT WITH A TANK-TYPE TOILET WHICH OBSTRUCTS PLACEMENT, THE GRAB BAR MAY BE AS HIGH AS 36". DIAMETER OF GRAB BAR IS 1 1/4" TO 1 1/2", OR SHAPE PROVIDES AN EQUIVALENT GRIPPING SURFACE.
 - IF GRAB BARS ARE MOUNTED ADJACENT TO WALL THE SPACE BETWEEN WALL AND BAR IS TO BE 1 1/2".
 - GRAB BARS SHALL NOT ROTATE WITHIN THEIR FITTINGS.
 - GRAB BARS AND ANY SURFACE ADJACENT TO THEM CANNOT HAVE ANY SHARP OR ABRASIVE ELEMENTS. EDGES ARE TO HAVE A MINIMUM RADIUS OF 1/8".
 - GRAB BAR CAPACITY SHALL BE A MINIMUM 250 POUNDS.

1 TOILET ACCESSORIES
 SCALE: 3/8" = 1'-0"



- NOTES:**
- CHARACTERS AND SYMBOLS SHALL CONTRAST WITH THEIR BACKGROUND.
 - IDENTIFICATION SYMBOLS ARE TO BE CENTERED ON DOOR 60" ABOVE FLOOR AND ARE TO BE DISTINCTLY DIFFERENT FROM THE DOOR IN COLOR AND CONTRAST.
 - BOTH TITLE 24 SIGNS AND ADA SIGNS ARE REQUIRED IN CALIFORNIA.
 - PROVIDE ROOM IDENTIFICATION SIGN ON LATCH SIDE OF DOOR.
 - LETTERS & NUMBERS ON SIGNS SHALL BE RAISED 1/32" MIN., SHALL BE A MIN. OF 5/8" HIGH, A MAX. OF 2" HIGH, & SHALL BE SANS-SERIF UPPERCASE CHARACTERS ACCOMPANIED BY CONTRACTED GRADE 2 BRAILLE.
- TOILET ACCESSORIES:**
- WHERE TOWEL, SANITARY NAPKIN AND WASTE RECEPTACLES AND SIMILAR DISPENSERS AND DISPOSAL FIXTURES ARE PROVIDED, AT LEAST ONE OF EACH TYPE IS TO BE LOCATED WITH ALL OPERABLE PARTS INCLUDING COIN SLOTS, WITHIN 40" FROM THE FLOOR, MINIMUM 30"x48" CLEAR FLOOR SPACE TO ALLOW FORWARD OR PARALLEL APPROACH TO ACCESSORIES.
 - MOUNT MIRRORS WITH BOTTOM EDGE NO MORE THAN 40" FROM FLOOR.
 - LOCATE TOILET TISSUE DISPENSER ON WALL WITHIN 12" OF FRONT EDGE OF TOILET SEAT.

4 RESTROOM SIGNAGE
 SCALE: N.T.S.