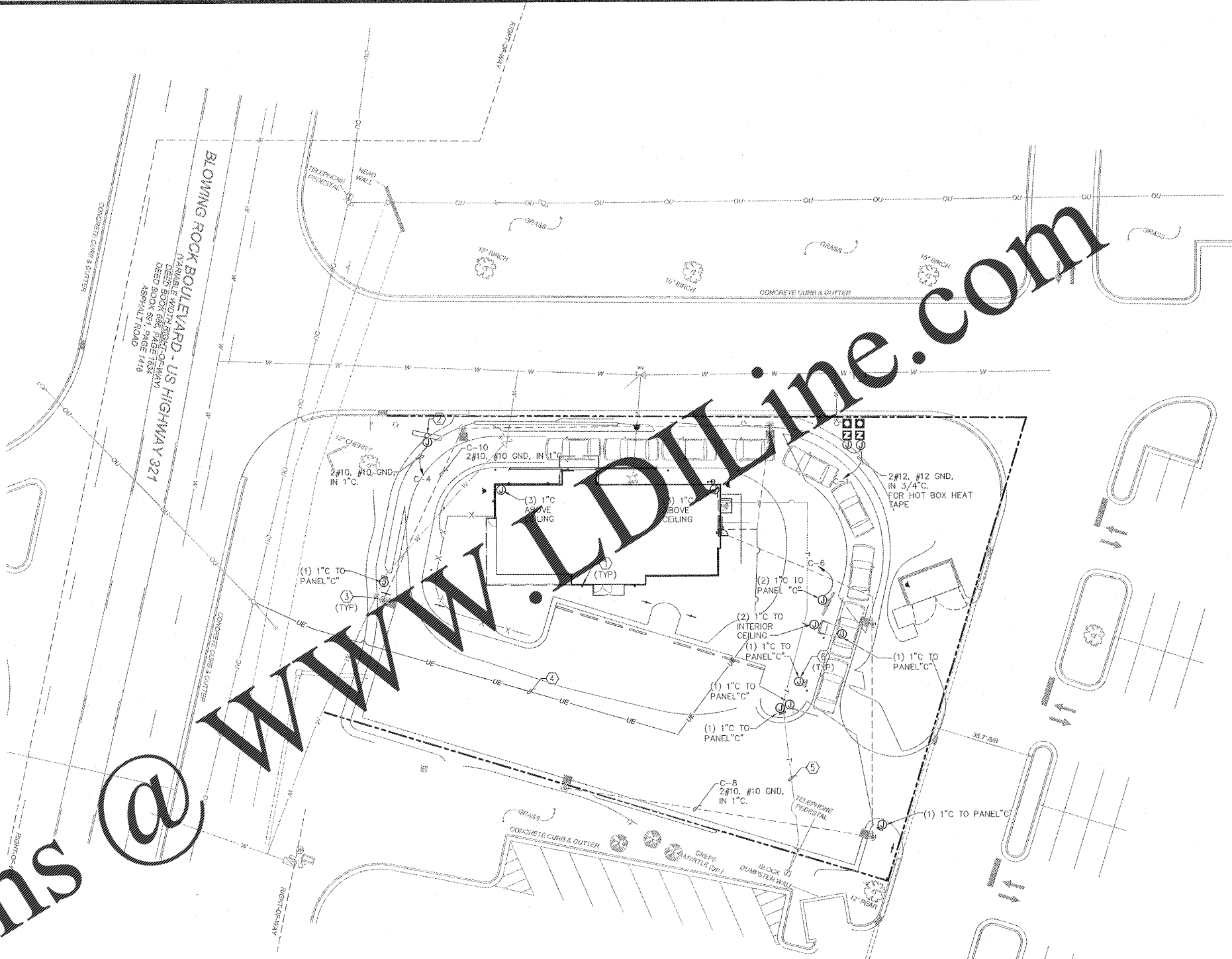


ELECTRICAL SITE PLAN NOTES

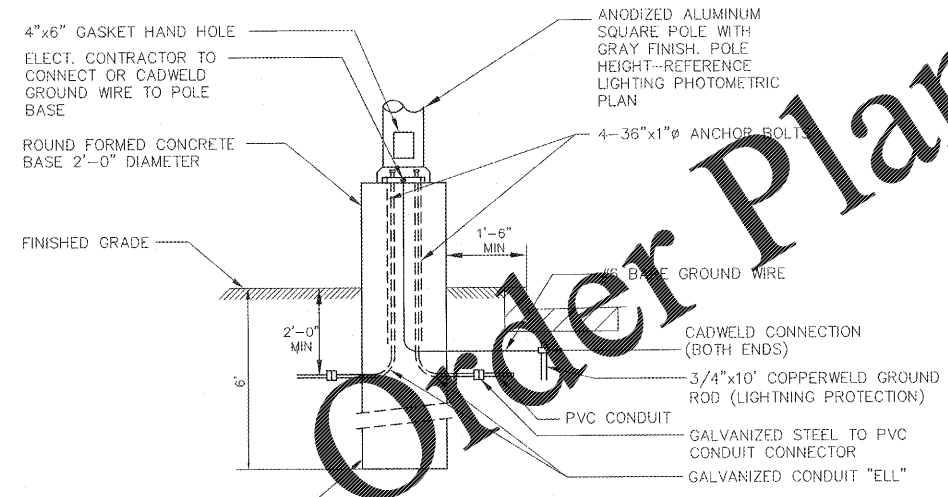
1. WALL MOUNTED LIGHTS (SEE SHEET E111 FOR DETAIL)
2. PROPOSED PRIME SIGN LOCATION; CONTRACTOR SHALL COORDINATE WITH FINAL CIVIL DRAWINGS AND SIGN VENDOR PRIOR TO TRENCHING.
3. LIGHT POLE, BASE, AND LIGHT FIXTURE. SEE CIVIL FOR PHOTO METRIC STUDY OF THIS PROPERTY & LOT LIGHT FIXTURE SELECTIONS.
4. PROPOSED UNDERGROUND SERVICE CONDUCTORS. CONTRACTOR SHALL COORDINATE WITH LOCAL POWER COMPANY FOR FINAL LOCATION AND REQUIREMENTS.
5. 2" CONDUIT FOR TELEPHONE SERVICE. CONTRACTOR SHALL SEE FINAL CIVIL DRAWINGS AND COORDINATE WITH THE UTILITY FOR FINAL TELEPHONE SERVICE LOCATION.
6. E.C. SHALL PROVIDE EMPTY CONDUIT WITH PULL STRING AS INDICATED FOR FUTURE TENANT DRIVE THRU EQUIPMENT/SIGNS.

GENERAL SITE PLAN NOTES

1. CONDUIT RUNS ARE DIAGRAMMATICAL; CONTRACTOR TO RUN CONDUIT ALONG "PATH OF LEAST RESISTANCE". NO EXTRA FEES WILL BE PAID FOR ROCK BUSTING, UNLESS OWNER'S REPRESENTATIVE AGREES THERE IS NO OTHER PATH AVAILABLE. REFER TO CIVIL DRAWINGS FOR ACTUAL SITE LAYOUT, SITE LIGHTING LAYOUT, FIXTURE TYPE AND PHOTOMETRIC.
2. SEE CIVIL SITE PLAN FOR EXACT LOCATION OF YARD LIGHTS AND PRIME SIGNS. REFER TO PANEL SCHEDULES FOR CIRCUITS. E.C. SHALL VERIFY VOLTAGE DROP IS 3% OR LOWER. E.C. SHALL CONFIRM THAT TRENCHES PROVIDED FOR SITE LIGHTING, MEET DEPTH REQUIREMENTS OF NEC. DISCONNECT SWITCH FOR PRIME SIGN IS FURNISHED BY SIGN CONTRACTOR.



1 ELECTRICAL SITE PLAN
ES111 SCALE: 1"=20'-0"



ALL CONCRETE WORK AND REINFORCING SHALL BE BY GENERAL CONTRACTOR


NOTE: SEE STRUCTURAL DRAWINGS FOR POLE BASE REINFORCEMENT AND CONCRETE DETAILS.

2 LIGHTING CONCRETE POLE BASE
ES111 SCALE: N.T.S.

LIMIT Project No. 18201

THIS DRAWING IS THE PROPERTY OF THE ARCHITECT AND SHALL NOT BE REPRODUCED OR USED WITHOUT HIS WRITTEN PERMISSION.

LIMIT ASSOCIATES
ARCHITECTS
3605 CAROLAN MILLS BLVD.
SUITE 150, RICHMOND, N.C.
PHONE: 919.544.9399



LIMIT ENGINEER LICENSE
NUMBER - C-1069

PROJECT: STARBUCKS SHELL BUILDING
350 BLOWING ROCK BOULEVARD
LENOIR, NC 28645

DRAWING: ELECTRICAL SITE PLAN

Revisions	
REVISION DATE	
PROJECT DATE	03/26/2019
Drawn By	JP
Checked By	CTT
Sheet No.	ES111