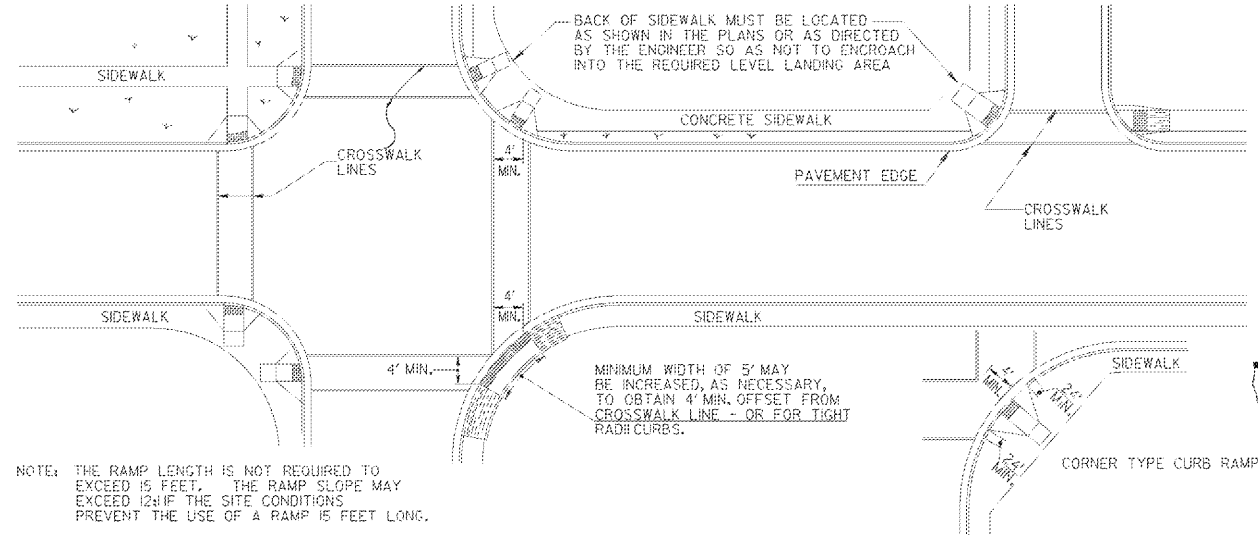


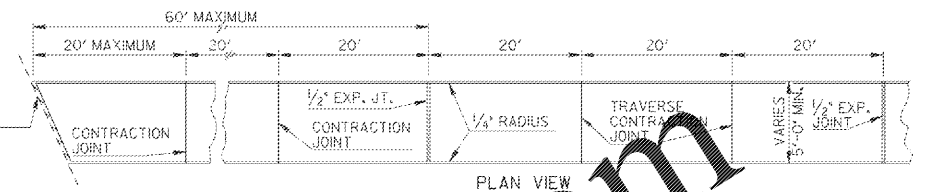
STATE	PROJECT NUMBER	SHEET NO.	TOTAL SHEETS
GA.			

TYPICAL LOCATIONS FOR CURB CUT RAMPS - PLAN VIEW

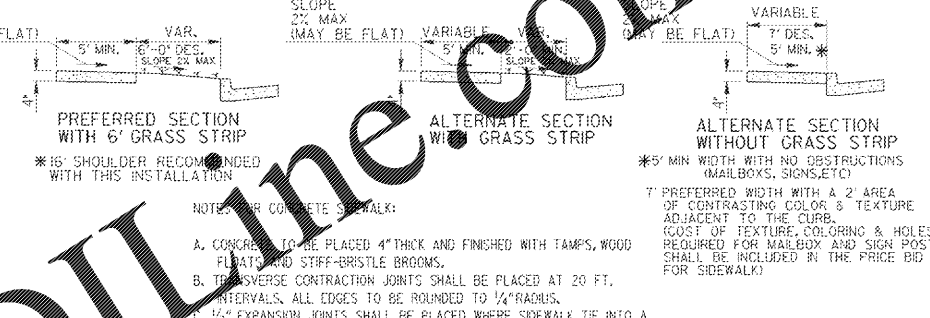
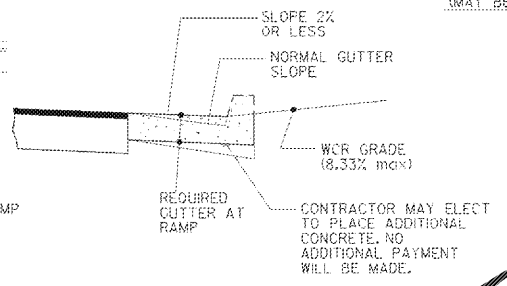


NOTE: THE RAMP LENGTH IS NOT REQUIRED TO EXCEED 15 FEET. THE RAMP SLOPE MAY EXCEED 12% IF THE SITE CONDITIONS PREVENT THE USE OF A RAMP 15 FEET LONG.

CONCRETE SIDEWALK DETAILS



GUTTER TRANSITION DETAIL



- NOTES FOR CONCRETE SIDEWALK:
- CONCRETE TO BE PLACED 4" THICK AND FINISHED WITH TAMP, WOOD FLATS AND STIFF-BRISTLE BROOMS.
 - TRANSVERSE CONTRACTION JOINTS SHALL BE PLACED AT 20 FT. INTERVALS. ALL EDGES TO BE ROUNDED TO 1/4" RADIUS.
 - 1/2" EXPANSION JOINTS SHALL BE PLACED WHERE SIDEWALK TIE INTO A STRUCTURE OR TERMINATE AT CURB, RAMPS OR DRIVEWAYS AND AT 60' INTERVALS.

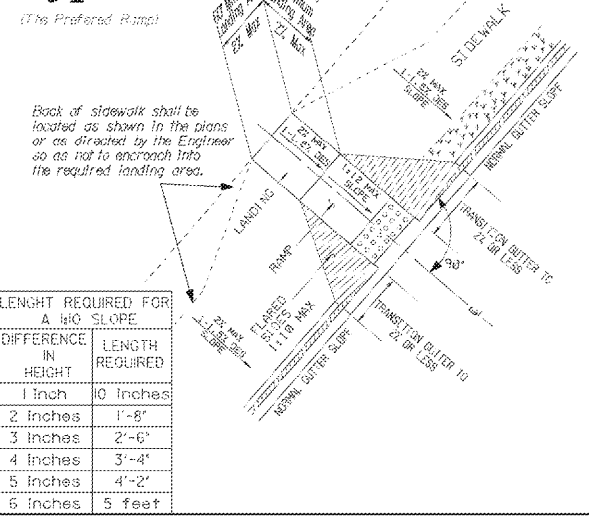
NOTES FOR CURB CUT RAMPS:

- CURB CUT RAMPS WILL BE LOCATED AS FOLLOWS UNLESS PLANS OR CONTRACT SPECIFY OTHERWISE.
 - AT ALL PEDESTRIAN CROSSWALKS WHERE CURB IS CONSTRUCTED OR REPLACED.
 - WHERE THE SIDEWALK, CONCRETE OR UNPAVED, IS INTERRUPTED BY THE CURB AT TURNOUTS OR AT INTERSECTIONS.
 - AT OTHER LOCATIONS SUCH AS HOSPITALS, NURSING HOMES, REST AREAS, ETC., WHERE THE CURB WOULD OTHERWISE BE AN OBSTRUCTION TO THE PHYSICALLY DISABLED.
- RAMPS WILL BE CONSTRUCTED FROM CONCRETE. SPECIFICATIONS FOR RAMPS WILL BE THE SAME AS FOR CONCRETE SIDEWALK. RAMPS SHALL HAVE EITHER A ROUGH OR A TEXTURED FINISH.
- DROP INLETS ARE NOT TO BE LOCATED DIRECTLY IN FRONT OF RAMPS. CATCH BASINS SHOULD BE LOCATED AT LEAST 10 FT. FROM RAMPS WHEN FEASIBLE.
- WHERE RAMPS ARE LOCATED IN RADII, THE DIMENSIONS SHOWN FOR RAMP WIDTHS AND TAPERES ARE MEASURED PERPENDICULAR TO THE RAMP AND NOT ALONG THE CURVE.
- WHERE UTILITY STRUCTURES CONFLICT, WHERE SIDEWALK GEOMETRY VARIES, AT SKEWED INTERSECTIONS, OR IN OTHER SPECIAL CASES, THE RAMP DESIGN MAY BE MODIFIED BY THE DESIGNER OR ENGINEER, PROVIDED THAT THE WIDTH REMAINS A MINIMUM OF 48 INCHES, AND NO SLOPE ON THE ACCESSIBLE PART OF THE RAMP IS STEEPER THAN 12:1.
- MIN. FT. OF CURB AND GUTTER WILL INCLUDE THE TRANSITIONED CURB IN FRONT OF RAMPS. SO. YDS. OF CONCRETE SIDEWALK AND CONCRETE MEDIAN PAVING WILL INCLUDE RAMPS. NO ADDITIONAL PAYMENT WILL BE MADE FOR CURB RAMPS. NO ADDITIONAL PAYMENT WILL BE MADE FOR SAWING AND REMOVING EXISTING SIDEWALK OR CURB WHERE NECESSARY FOR RAMP CONSTRUCTION.
- WHEN A CURB RAMP IS PLACED ON EXISTING PAVEMENT, THE PAVEMENT SHALL BE REMOVED TO PROVIDE A MINIMUM THICKNESS OF 3 INCHES OF CONCRETE AT ALL LOCATIONS. NO SEPARATE PAYMENT WILL BE MADE FOR REMOVAL OF THE PAVEMENT.
- DETECTABLE WARNING SURFACES ARE REQUIRED ON ALL INTERSECTIONS WITH PUBLIC STREETS, SIGNALIZED COMMERCIAL DRIVEWAYS, AND COMMERCIAL DRIVEWAYS WITH AN AADT OF 25 VPD.

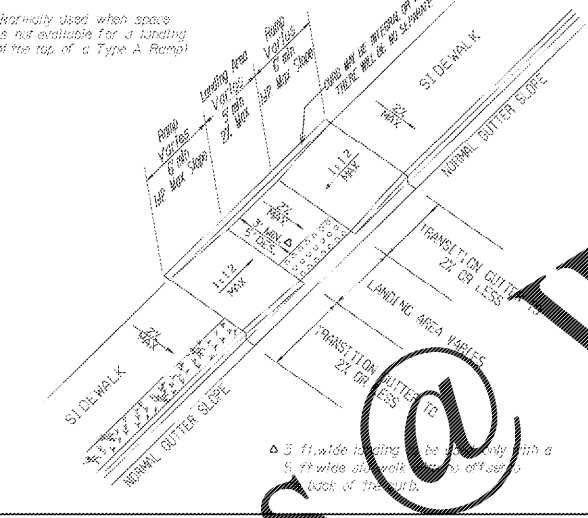
This Detail Replaces Ga Standard 9031W

Guidelines For Usage On Metro Projects
When these details are incorporated into plans and/or projects that are being prepared or constructed in metric units, exact or precise conversion to metric units is not required. The dimensions shown that are in feet and inches may be converted to corresponding metric units using the following "Rounded-Off" conversion factors: 1" = 25mm, 4" = 100mm, and 12" or 1' = 300mm. All measurement notes that refer to linear feet and square yards shall be interpreted to mean linear meters and square meters.

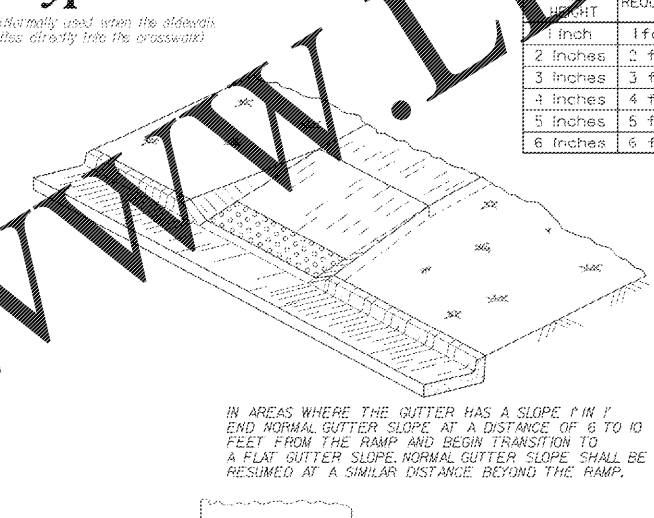
Type A




Type B



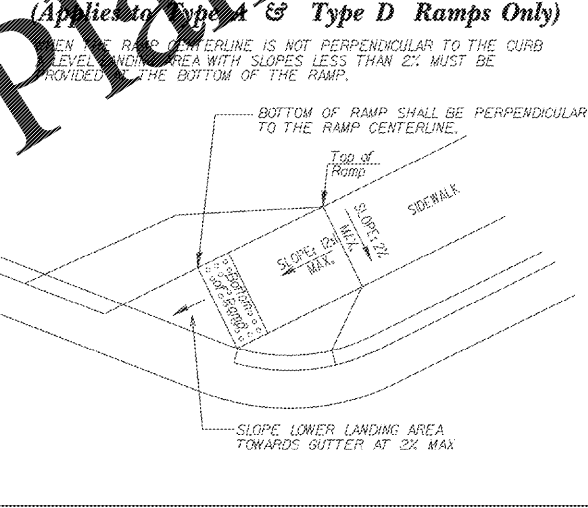
Type D



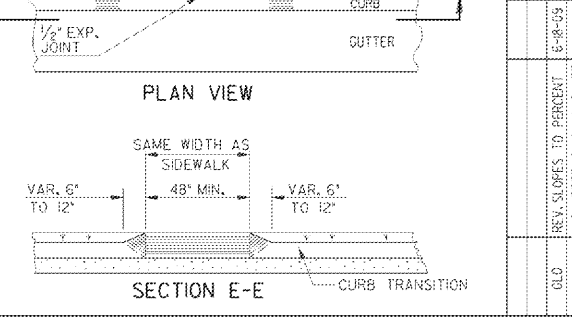
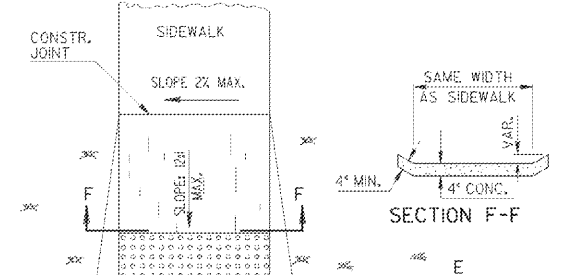
Type C



Skewed Ramp Details



IN AREAS WHERE THE GUTTER HAS A SLOPE IN 1' END NORMAL GUTTER SLOPE AT A DISTANCE OF 6 TO 10 FEET FROM THE RAMP AND BEGIN TRANSITION TO A FLAT GUTTER SLOPE. NORMAL GUTTER SLOPE SHALL BE RESUMED AT A SIMILAR DISTANCE BEYOND THE RAMP.



REV.	DATE	DESCRIPTION
0-18-03	0-18-03	REVISED
1-20-03	1-20-03	REVISED
2-21-03	2-21-03	REVISED
3-23-02	3-23-02	REVISED
4-23-02	4-23-02	REVISED
5-23-02	5-23-02	REVISED
6-23-02	6-23-02	REVISED
7-25-02	7-25-02	REVISED
8-25-02	8-25-02	REVISED
9-25-02	9-25-02	REVISED
10-25-02	10-25-02	REVISED
11-25-02	11-25-02	REVISED
12-25-02	12-25-02	REVISED

DEPARTMENT OF TRANSPORTATION STATE OF GEORGIA	
SPECIAL DETAIL CONCRETE SIDEWALK DETAILS CURB CUT (WHEELCHAIR) RAMPS	
NO SCALE	MARCH 12, 2002
	NUMBER A3

Order Plans @ WWW.LDLINE.COM