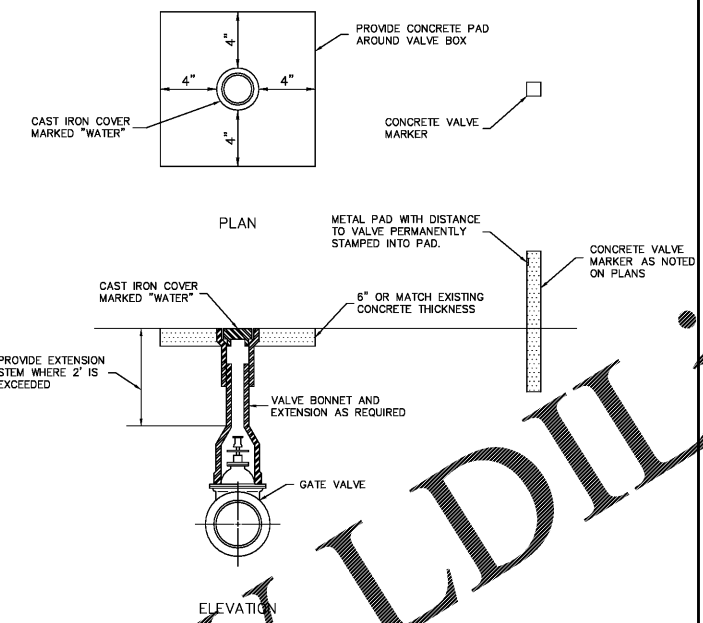
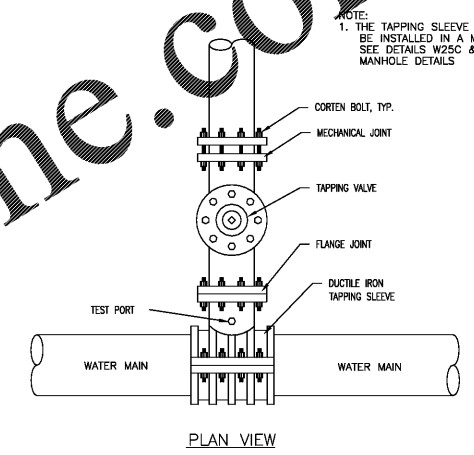


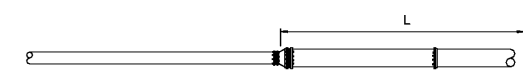
FIRE HYDRANT DETAIL
SCALE: N.T.S.



VALVE BOX DETAIL
SCALE: N.T.S.



TAPPING SLEEVE DETAIL
SCALE: N.T.S.

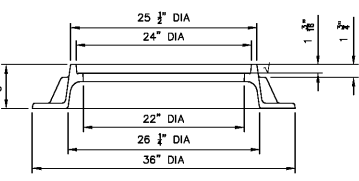
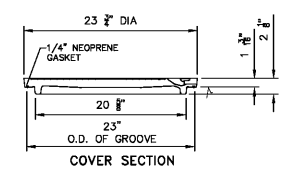
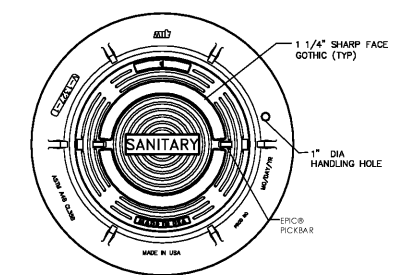


PVC LINE		PVC DESIGN: SOIL TYPE: SM TRENCH TYPE: 3 COVER: 3' <12" DIA. 4' >12" DIA. TEST PRESSURE: 150 PSI	POLYETHYLENE WRAPPED DUCTILE IRON LINE	
REDUCER	L		REDUCER	L
6X4	29		6X4	43
8X4	52		8X4	77
8X6	31		8X6	45
10X4	71		10X4	104
10X6	53		10X6	79
10X8	29		10X8	43
12X4	89		12X4	131
12X6	74		12X6	110
12X8	54		12X8	80
12X10	30		12X10	45
16X6	111		16X6	163
16X8	96		16X8	141
16X10	78		16X10	115
16X12	56		16X12	82
20X10	117		20X10	172
20X12	100		20X12	147
20X16	56		20X16	82
24X12	137		24X12	201
24X16	101		24X16	149
24X20	56		24X20	82

U = MINIMUM UNINTERRUPTED STRAIGHT RUN OF PIPE ON SMALL SIDE OF REDUCER.
L = MINIMUM RESTRAINED LENGTH.
* WHERE MINIMUM "U" IS NOT MET, PIPE ON LARGE SIDE OF REDUCER SHALL BE RESTRAINED FOR A MINIMUM OF "L" FEET.

NOTES:
1. LENGTH OF RESTRAINT SHOWN IS IN FEET. FITTING DIAMETERS ARE IN INCHES.
2. WHERE LINES CONSIST OF BOTH DUCTILE IRON AND PVC WITHIN THE LIMITS OF REQUIRED RESTRAINT, LIMITS FOR PVC SHALL APPLY.
3. INFORMATION IN THE TABLES ABOVE ARE BASED ON THE DESIGN INFORMATION SHOWN. THE ENGINEER SHALL PROVIDE AMENDED RESTRAINT LENGTHS IF SITE CONDITIONS DIFFER.

REDUCER RESTRAINT
SCALE: N.T.S.



NOTES:
1. MANHOLE RING AND COVER SHALL BE U.S. FOUNDRY 195-E-085

SANITARY MANHOLE RING & COVER
SCALE: N.T.S.

Order Plans @ WWW.LDILine.com



THIS DRAWING IS THE PROPERTY OF T. R. LONG ENGINEERING, P.C. AND MAY NOT BE REPRODUCED, COPIED, OR TRANSMITTED IN ANY MANNER WITHOUT THE EXPRESS WRITTEN PERMISSION OF T. R. LONG ENGINEERING, P.C.



T. R. Long Engineering, P.C.
SAVANNAH
306 Commercial Drive
Savannah, Georgia 31406
Office (912) 335-1046
www.trlongeng.com

HINESVILLE
114 North Commerce St.
Hinesville, Georgia 31313
Office (912) 368-5664

SPECIFIC DEVELOPMENT
PLAN FOR BURGER KING
NAHANTA, GEORGIA

TAX PARCEL NUMBER: XXXX NAHANTA, BRANTLEY COUNTY, GA

SHEET NAME:
DETAILS

REVISIONS:

1.	
2.	
3.	
4.	
5.	
6.	
7.	
8.	
9.	
10.	

INITIAL DATE: 4/01/2019
DRAWN BY: BDP
CHECKED BY: TR L
PROJECT #: 2018-147

SHEET NUMBER:
C-12