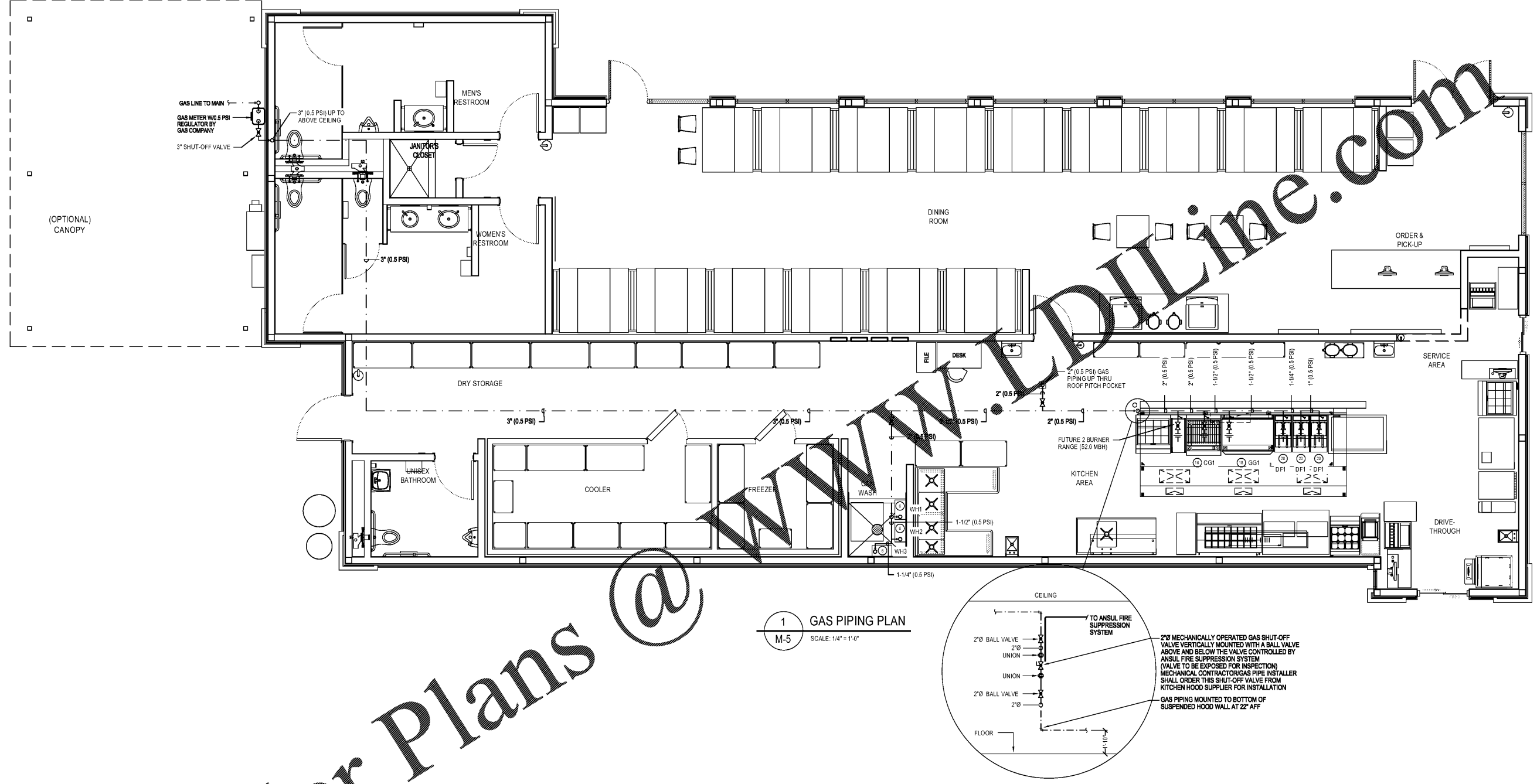
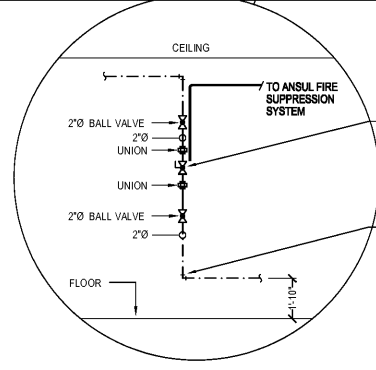


Order Plans @




1 GAS PIPING PLAN
M-5 SCALE: 1/4" = 1'-0"



2" MECHANICALLY OPERATED GAS SHUT-OFF VALVE VERTICALLY MOUNTED WITH A BALL VALVE ABOVE AND BELOW THE VALVE CONTROLLED BY ANSUL FIRE SUPPRESSION SYSTEM (VALVE TO BE EXPOSED FOR INSPECTION) MECHANICAL CONTRACTOR/GAS PIPE INSTALLER SHALL ORDER THIS SHUT-OFF VALVE FROM KITCHEN HOOD SUPPLIER FOR INSTALLATION

GAS PIPING MOUNTED TO BOTTOM OF SUSPENDED HOOD WALL AT 22" AFF

Plot Date: 04/10/2019 10:45:00 AM Plot Path: C:\Users\mick\OneDrive\Documents\Projects\2019\19-0000\19-0000.dwg Plot Scale: 1/4" = 1'-0"



Summey Engineering Associates, PLLC
Engineering - Land Planning - Consulting
PO Box 568
Asheboro, NC 27204
Phone: 336-528-0922 Fax: 336-528-0922
E-mail: mick@summey.com
NC Professional Engineering Firm License No. P-9336

No.	Date	Description	By

GAS PIPING PLAN
COOK-OUT RESTAURANTS
4145 S. MEMORIAL DRIVE
PITT COUNTY - WINTERVILLE TOWNSHIP - NORTH CAROLINA

Scale:	AS NOTED
Date:	APRIL 2019
Drawn By:	ECB
Checked By:	HWSJ
Job No.:	E-5450

Sheet No. **M-5**
5 of 9

WINTERVILLE, NORTH CAROLINA