




Alamance Consulting Engineers


961-F Burlington Ave.
Gibsonville, N.C. 27249
Phone: (336) 449-4558
www.ace-nc.net
N.C. Firm License Number C-2071



LINDSEY ARCHITECTURE
125 S. Elm Street, Suite 300
Greensboro, NC 27401
P. 336.617.4402
F. 336.617.4434
www.lindseyarchitecture.com

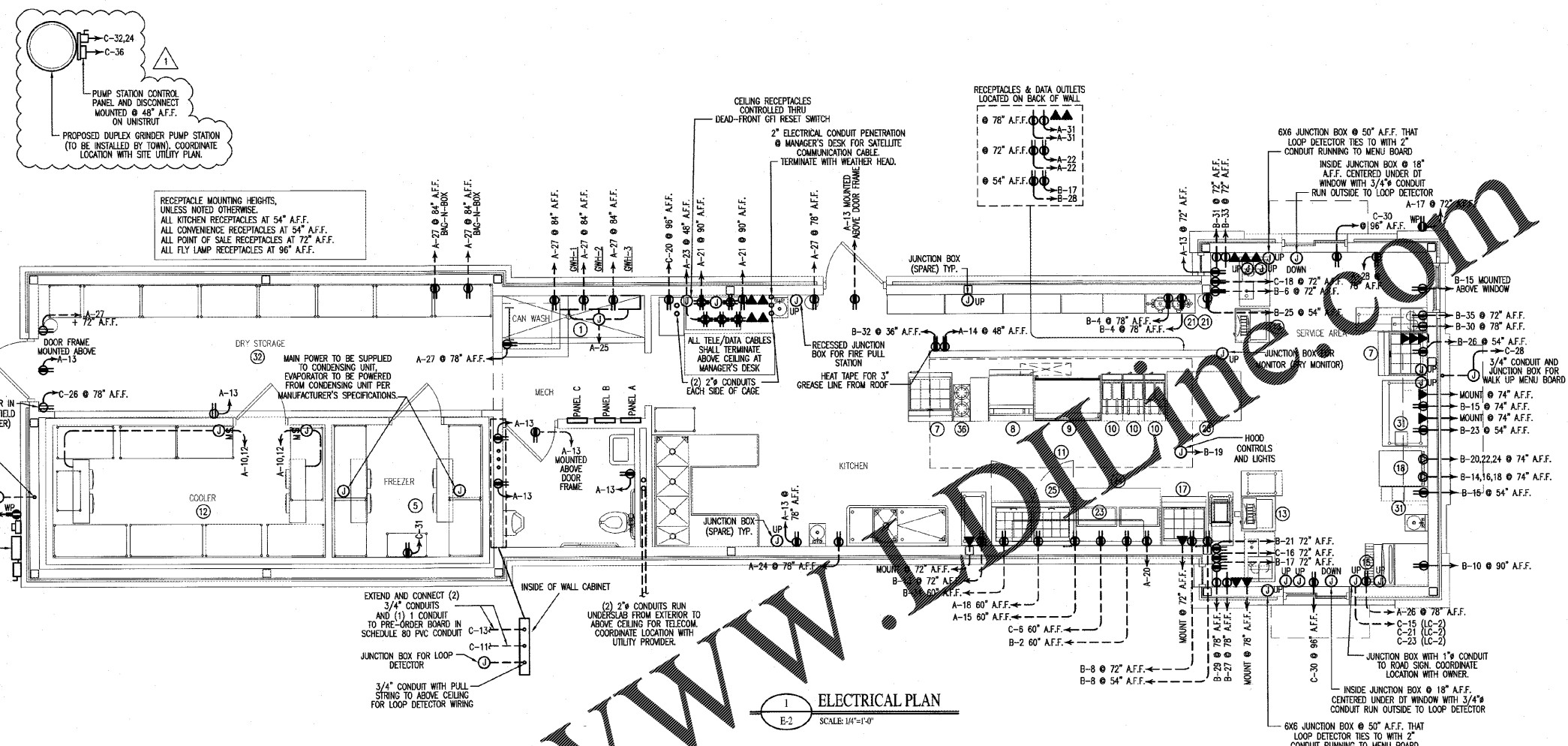
NEW BUILDING FACILITY:
COOK OUT
4455 Main Street
Shallotte, North Carolina

DRAWING NAME:
ELECTRICAL PLAN



DRAWN: TGW
CHECKED: JNK
DATE: 2/27/19
SCALE: AS NOTED
JOB NO.: 19021
SHEET:

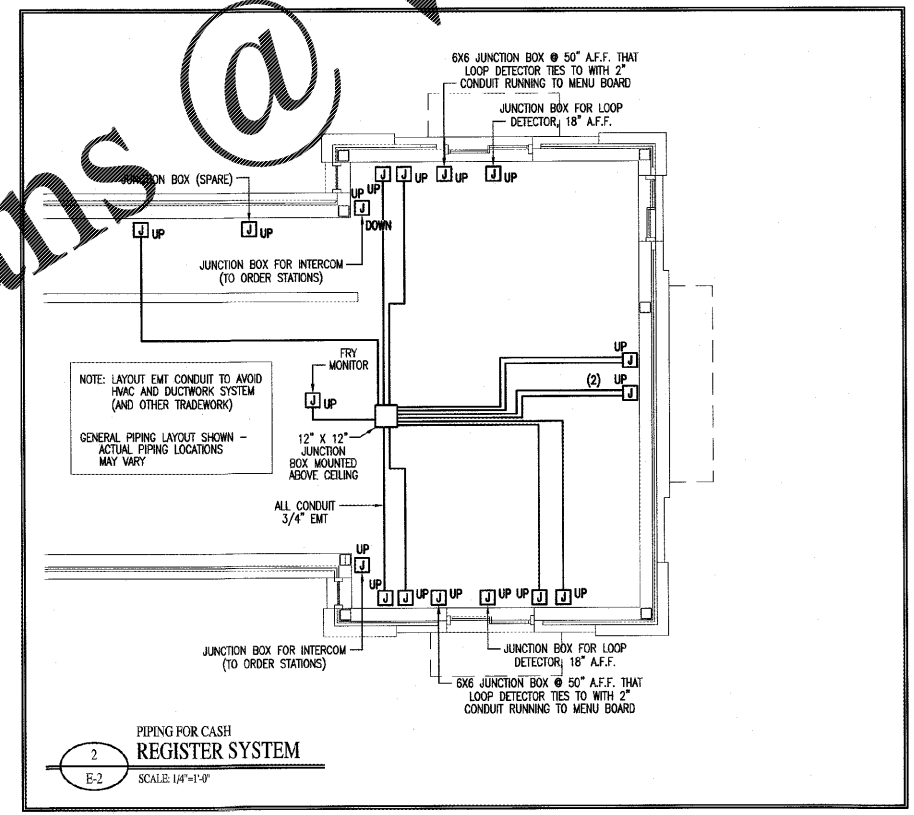
E-2



ELECTRICAL PLAN
SCALE: 1/4"=1'-0"

ELECTRICAL NOTES:

- BREAKERS SHALL HAVE "AIC" RATING GREATER THAN THE FAULT CURRENT. ELECTRICAL CONTRACTOR IS TO CONTACT POWER COMPANY FOR AVAILABLE FAULT CURRENT. SERIES RATING IS PERMISSIBLE.
- FUSES IN SERVICE DISCONNECTS SHALL BE CURRENT LIMITING TYPE.
- COORDINATE ALL HVAC WIRING WITH MECHANICAL CONTRACTOR.
- EMERGENCY LIGHTING AND EXIT SIGNS TO BE CONNECTED AHEAD OF ANY SWITCHING.
- WIRE TO BE COPPER TYPE THIN (EXTERIOR) AND COPPER TYPE THIN (INTERIOR) OR APPROVED EQUAL UNLESS NOTED OTHERWISE.
- COORDINATE LOCATION OF ALL DEVICES AND MOUNTING HEIGHTS OF RECEPTACLES WITH OWNER.
- ALL ELECTRICAL COMPONENTS ARE TO BE UL LISTED.
- EQUIPMENT GROUND CONDUCTOR TO BE PROVIDED IN ACCORDANCE WITH NEC SECTION 250.
- ALL INTERIOR WIRING TO BE RUN IN EMT OR MC CABLE EXCEPT WHERE PROHIBITED BY THE NATIONAL ELECTRIC CODE.
- EXHAUST FANS ARE TO BE FURNISHED AND INSTALLED BY MECHANICAL CONTRACTOR. FANS TO BE WIRED TO ELECTRICAL CONTRACTOR.
- ALL EXTERIOR LIGHTING TO BE WIRED THROUGH A LIGHTING CONTRACTOR AND CONTROLLED BY A PHOTOCELL AND TIMELOCK.
- THE CONTRACTOR SHALL COORDINATE THE LOCATION OF ALL CONDUITS AND INTERFERENCE WITH OTHER TRADES PRIOR TO BEGINNING INSTALLATION TO AVOID CONFLICTS AND INTERFERENCE WITH OTHER TRADES.
- FINAL UTILITY CONNECTIONS FOR ELECTRICAL WATER, GAS, TO EQUIPMENT SHALL BE MADE BY THE CONTRACTOR INSTALLING THE EQUIPMENT REQUIRING THE UTILITIES.
- ELECTRICAL DRAWINGS ARE DIAGRAMMATIC. THERE IS NO INTENT TO INDICATE ALL FITTINGS REQUIRED. GENERALLY, CONDUIT SHALL BE INSTALLED PARALLEL OR PERPENDICULAR TO AND PLUMB WITH WALL CONSTRUCTION.
- REFER TO ARCHITECTURAL DRAWINGS FOR DIMENSIONED LOCATIONS OF WALL AND PARTITIONS AND FOR PARTITION THICKNESS AND CONSTRUCTION MATERIALS.
- ELECTRICAL POWER REQUIREMENTS FOR HVAC EQUIPMENT ARE BASED ON MANUFACTURER'S PUBLISHED DATA. ELECTRICAL CONTRACTOR SHALL COORDINATE WITH GENERAL CONTRACTOR AND/OR MECHANICAL CONTRACTOR TO CONFIRM ELECTRICAL REQUIREMENTS HAVE NOT CHANGED DUE TO EQUIPMENT SUBSTITUTIONS OR OTHER CHANGES PRIOR TO PROVIDING FINAL BID AND PRIOR TO PURCHASING PANELS, CIRCUIT WIRING AND CIRCUIT BREAKERS SERVING HVAC EQUIPMENT.
- EXTERIOR MENU BOARDS AND SIGNAGE TO BE CONTROLLED BY LIGHTING CONTRACTOR LC-2 WITH MANUAL SWITCH OPERATION.
- EXTERIOR WALL PACKS AND POLE LIGHTS TO BE CONTROLLED BY LIGHTING CONTRACTOR LC-3 WITH PHOTOCELL OPERATION.



PIPING FOR CASH REGISTER SYSTEM
SCALE: 1/4"=1'-0"

ELECTRICAL LEGEND	
SYMBOL	DESCRIPTION
⊕	120V SINGLE RECEPTACLE GROUND FAULT INTERRUPTER
⊕	120V DUPLEX RECEPTACLE
⊕	120V DUPLEX RECEPTACLE GROUND FAULT INTERRUPTER
⊕	120V QUAD RECEPTACLES GROUND FAULT INTERRUPTER
⊕	120V QUAD RECEPTACLES GROUND FAULT INTERRUPTER WEATHER PROOF
⊕	UNFUSED DISCONNECT
⊕	208V/1Ø RECEPTACLE L 15-20P*
⊕	208V/3Ø RECEPTACLE L 15-20P*
⊕	TELE/DATA OUTLET
⊕	JUNCTION BOX
⊕	JUNCTION BOX - RECESSED BOX, 2" x 3" WITH 3/4" EMT CONDUIT STUBBED OUT ABOVE CEILING
⊕	MOTOR RATED SWITCH
⊕	PANEL
⊕	PHOTOCELL

* ELECTRICAL CONTRACTOR TO VERIFY EQUIPMENT ELECTRICAL REQUIREMENTS AND PLUS CONFIGURATION PRIOR TO ROUGH-IN.

EQUIPMENT SCHEDULE	
NO.	DESCRIPTION
1	CAN WASH AREA
3	WALL MOUNTED HAND SINKS
5	WALK IN FREEZER
7	(2) DRAWER SANDWICH PREP UNIT
8	GAS CHR. GRILL
9	GAS GRIDDLE
10	35 LB. GAS FRYER
11	HOOD W/EXHAUST SYSTEM AND ANSUL SYSTEM
12	WALK IN REFRIGERATOR
13	CARBONATED BEVERAGE MACHINE W/ ICE BIN
15	ICE MAKER W/ BIN
17	(2) DOOR SANDWICH PREP UNIT
19	MILK SHAKE MACHINE (ON CASTERS)
21	TEA DISPENSERS
23	BUN WARMER
24	STEAM TABLE (ON CASTERS)
25	(2) DOOR SANDWICH PREP UNIT
28	(4) DRAWER UNDER COUNTER REFRIGERATOR
31	DRINK MIXERS
36	GAS (2) BURNER HOT PLATE

REV #	DATE	BY	CHECKED	DESCRIPTION
1	3/11/19	TGW	JNK	RELOCATED GRINDER PUMP STATION AT THE REQUEST OF SHALLOTTE PUBLIC WORKS DIRECTOR BILL HALL. REFER TO EMAIL DATED 3/6/19 FROM DEBRA HORN OF THE TOWN OF SHALLOTTE.