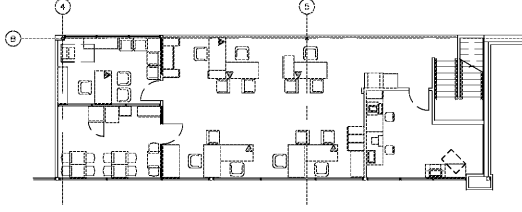
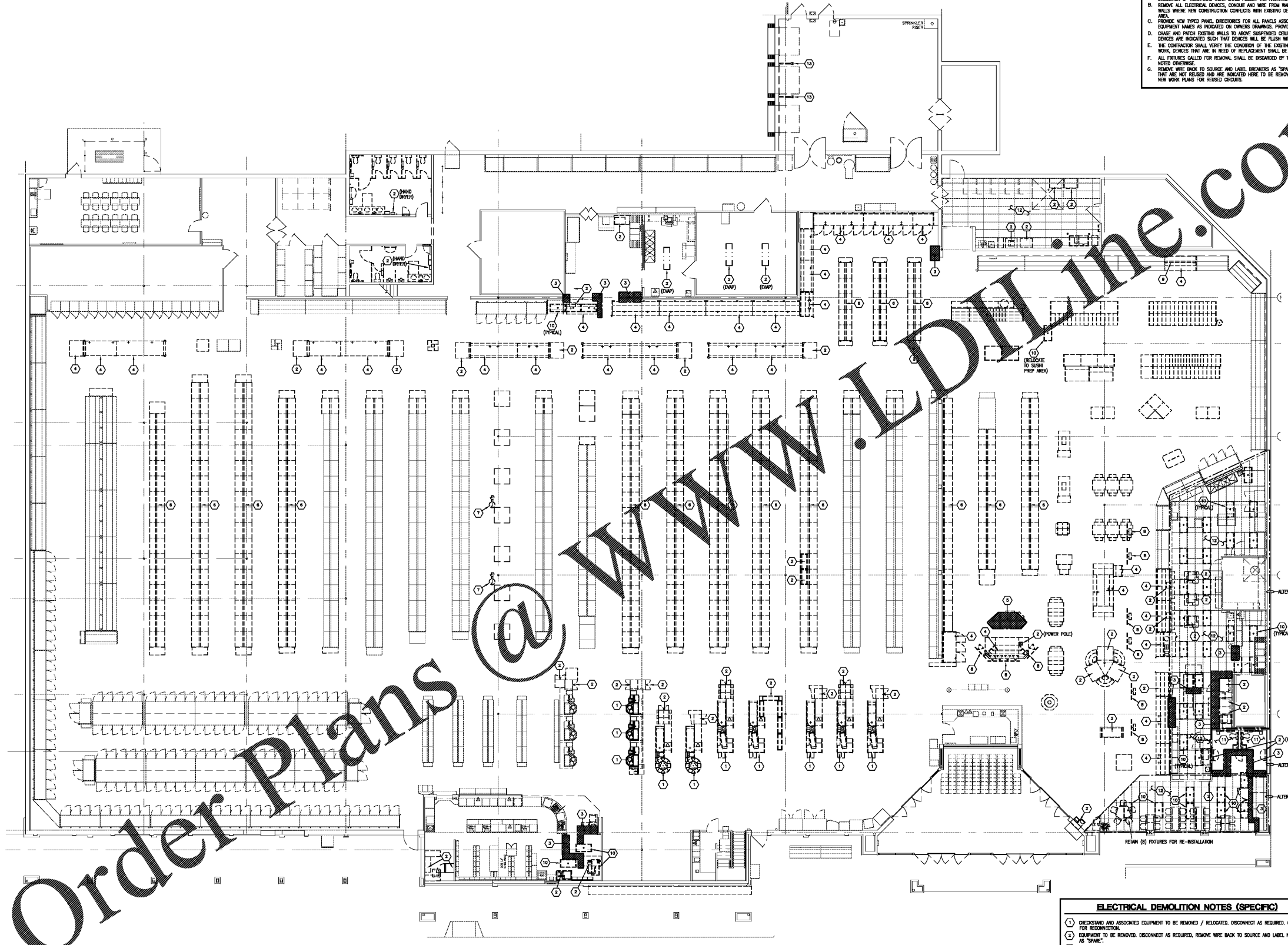


Order Plans

WWW.DIYLINE.COM


**ELECTRICAL DEMOLITION NOTES (TYPICAL)**  
 A. THE CONTRACTOR SHALL VISIT THE SITE AND INSPECT THE ELECTRICAL SYSTEMS PRIOR TO BID. DEMOLITION OF ELECTRICAL WORK SHALL FOLLOW THE ARCHITECTURAL WORK.  
 B. REMOVE ALL ELECTRICAL DEVICES, CONDUIT AND WIRE FROM WALLS TO BE REMOVED AND ON WALLS WHERE NEW CONSTRUCTION COMPLETES WITH EXISTING CONCRETE IN THE REMODELED AREA.  
 C. PROVIDE NEW TYPED PANEL DIRECTORIES FOR ALL PANELS ASSOCIATED WITH THIS WORK. SHOW EQUIPMENT NAMES AS INDICATED ON OWNERS DRAWINGS. PROVIDE DATE AT TOP OF DIRECTORY.  
 D. CHASE AND PATCH EXISTING WALLS TO MATCH SUSPENDED CEILING AS REQUIRED WHERE NEW DEVICES ARE INDICATED SUCH THAT DEVICES WILL BE FLUSH WITH WALL FINISH.  
 E. THE CONTRACTOR SHALL VERIFY THE CONDITION OF THE EXISTING DEVICES IN AREAS OF NEW WORK. DEVICES THAT ARE IN NEED OF REPLACEMENT SHALL BE REMOVED.  
 F. ALL FEATURES CALLED FOR REMOVAL SHALL BE DISCARDED BY THIS CONTRACTOR, UNLESS NOTED OTHERWISE.  
 G. REMOVE WIRE BACK TO SOURCE AND LABEL BREAKERS AS "SPARE" FOR ALL CIRCUITS THAT ARE NOT REUSED AND ARE INDICATED HERE TO BE REMOVED. COORDINATE WITH NEW WORK PLANS FOR REUSED CIRCUITS.



**1 ELECTRICAL DEMOLITION PLAN**  
 3/32" = 1'-0"

**THE FOLLOWING TO BE PRICED AS ALTERNATES:**  
 ALTERNATE #1 - ALL WORK IN DELI PREP AREA  
 ALTERNATE #2 - ALL WORK IN FRONT RESTROOMS  
 ALTERNATE #3 - ALL WORK IN REAR RESTROOMS  
 ALTERNATE #4 - ALL WORK IN "PACK-UP" AREA  
 ALTERNATE #5 - ALL WORK FOR REFRIGERANT LEAK DETECTION SYSTEM

- ELECTRICAL DEMOLITION NOTES (SPECIFIC)**
- ① EXISTING AND ASSOCIATED EQUIPMENT TO BE REMOVED / RELOCATED. DISCONNECT AS REQUIRED. CIRCUITRY TO REMAIN FOR RECONNECTION.
  - ② EQUIPMENT TO BE REMOVED. DISCONNECT AS REQUIRED. REMOVE WIRE BACK TO SOURCE AND LABEL NON-REUSED BREAKERS AS "SPARE".
  - ③ WALL COOLER PANEL OR SOFFIT TO BE DEMOLISHED. REMOVE ALL AFFECTED DEVICES, CONDUITS, WIRE, ETC. AS REQUIRED. MAKE PROVISIONS NECESSARY TO MAINTAIN DOWNSTREAM DEVICES.
  - ④ REFRIGERATED CASES TO BE REMOVED. COORDINATE WITH THE REFRIGERATION CONTRACTOR. DISCONNECT AS REQUIRED. REMOVE WIRE BACK TO SOURCE AND LABEL BREAKERS AS "SPARE" FOR NON-REUSED CIRCUITS.
  - ⑤ ENTIRE FLOOR PREP DESK TO BE DEMOLISHED. REMOVE ALL DEVICES, EQUIPMENT, WIRE, CONDUIT, ETC.
  - ⑥ SHELVING TO BE REMOVED. DISCONNECT AS REQUIRED. UNDERSLAB CIRCUITS TO BE RE-ROUTED OVERHEAD AND UTILIZED FOR NEW SHELVING.
  - ⑦ PRIMO ASLE COND REEL RECEIPTABLE TO BE RELOCATED. SEE SHEET E1.3 FOR NEW LOCATION.
  - ⑧ TRACK / DECOR LIGHTING TO BE REMOVED. RETAIN FOR RE-INSTALLATION IN NEW LOCATIONS. SEE E1.1.
  - ⑨ REMOVE CASE-TOP LIGHTING (FEATURES) AS REQUIRED. RETAIN FOR RE-INSTALLATION ON NEW CASES.
  - ⑩ REMOVE LIGHTING FIXTURES, ASSOCIATED CONDUIT, AND WIRE WHERE INDICATED. MAKE PROVISIONS NECESSARY TO MAINTAIN DOWNSTREAM LOADS. SEE E1.1 FOR CIRCUITRY TO BE REUSED.
  - ⑪ REMOVE ANY DEVICES, SURFACE MOUNTED CONDUIT, WIRE, ETC. AS REQUIRED TO ALLOW FOR CERAMIC WALL TILE REPLACEMENT.
  - ⑫ LAY-IN CEILING SYSTEM TO BE REMOVED. DEMO ALL AFFECTED DEVICES, LIGHTING FIXTURES, WIRE, CONDUIT, ETC. AND RETAIN FOR RE-INSTALLATION.
  - ⑬ DOCK LIGHTS TO BE REPLACED. REMOVE LIGHT, ARM, AND MOUNTING HARDWARE. RECEIPTABLE TO REMAIN.



CONSULTANT

A REMODEL FOR:  
**KROGER GA-214**  
 3139 US HWY 278, N.E. COVINGTON, GA

PROJECT: KROGER ATLANTA  
 DATE: 04-01-2019  
 CONSTRUCTION SET

**ELECTRICAL DEMOLITION PLAN**

NO.	DATE	DESCRIPTION

PROJECT NO: 19085  
 CAD DWG FILE: GA-214 ED1.1  
 DRAWN BY: WSM  
 CHECKED BY: HCK

**ED1.1**  
 SHEET NO.