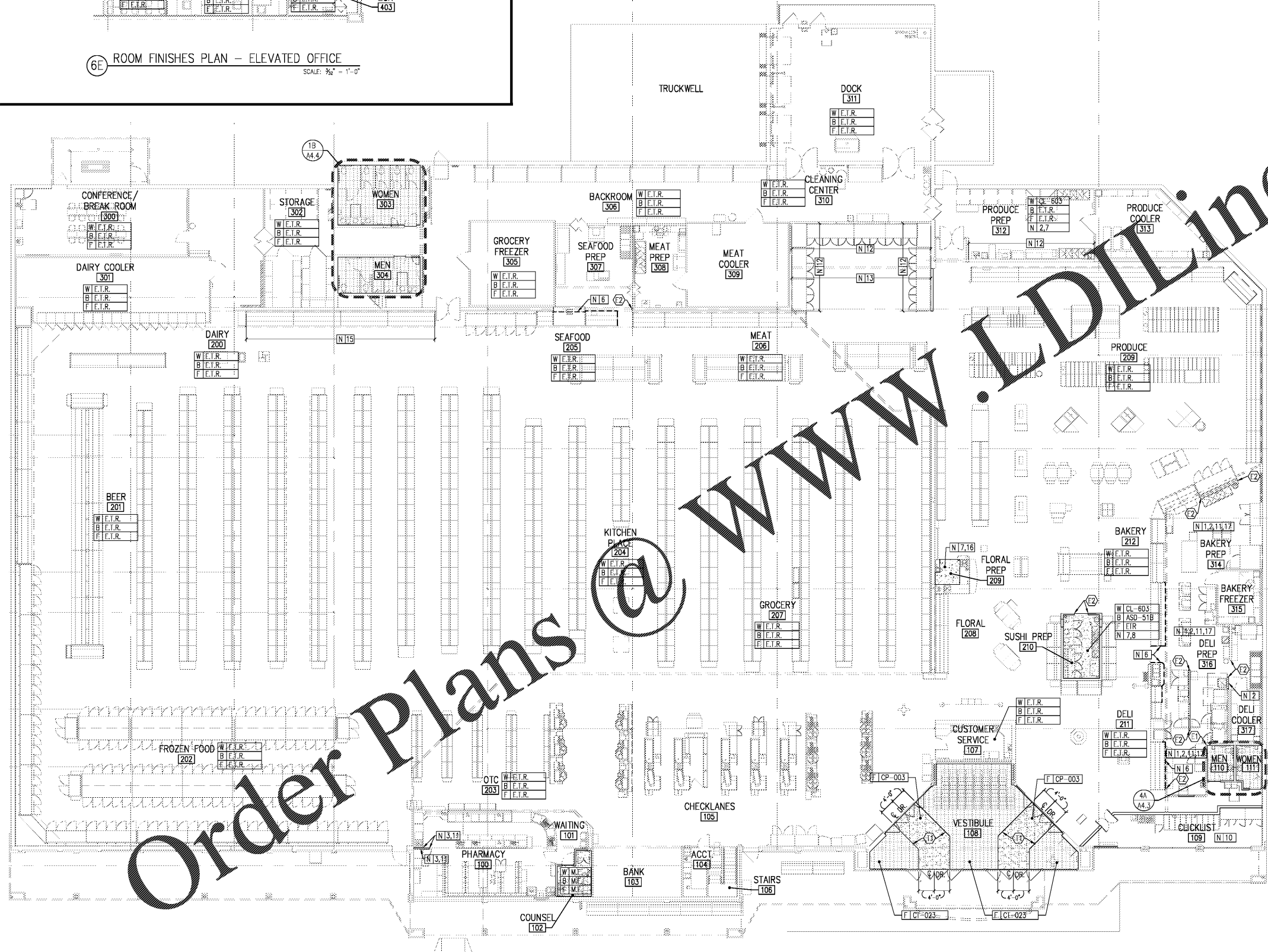
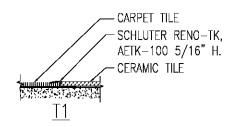


6E ROOM FINISHES PLAN - ELEVATED OFFICE
SCALE: 3/8" = 1'-0"



4A ROOM FINISHES PLAN - MAIN LEVEL
SCALE: 3/8" = 1'-0"



T1 FLOOR FINISH TRANSITION DETAILS
SCALE: 3" = 1'-0"

FINISH NOTES

- FINISH WALLS TO MATCH EXISTING "BOUNTIFUL" DECOR WHERE NEW WORK OCCURS OR IS INDICATED.
- SEE INDICATED PARTITION DETAILS ON SHEET A3 FOR FINISHES ON NEW AND MODIFIED WALLS INDICATED ON SHEETS A1.1, A4.2, A4.3 & A4.4.
- FURNISH & INSTALL NEW VINYL WALL BASE (RT-601) BASE PER ASD-51D.
- FURNISH & INSTALL NEW S.S. WALL CORNER GUARD (CL-607) PER ASD-51B.
- FURNISH & INSTALL NEW QUARRY TILE FLOOR FINISH TO MATCH EXISTING ADJACENT OR NEW SLAB PORTION IN DELI-BAKERY PREP AREAS.
- FURNISH & INSTALL NEW VINYL WALL BASE (RT-601) CUT-OFF FLASHING PER GSD-14 ON EXPOSED SALES FLOOR LOCATIONS OF FIXTURES FACING PREP ROOM & SIDES INDICATED ON SHEET A3.
- SEAL NEW/EXISTING CONCRETE FLOOR AND FINISH PER SPECIFICATION SECTION 03105 WITH ANTI-SLIP FINISH.
- FURNISH & INSTALL NEW STAINLESS STEEL BASE PER ASD-51B & FRP (CL-603) ON ALL WALL LOCATIONS FACING PREP KIOSK SPACE. FURNISH & INSTALL NEW VINYL BASE (RT-601) PER ASD-51D & MARLITE WAINSCOT (CL-601) ON ALL WALL LOCATIONS FACING SALES FLOOR.
- FURNISH & INSTALL VINYL WALL BASE (RT-601) ON EXPOSED FACES OF MILLWORK TO MATCH ADJ. WALL.
- FURNISH & INSTALL 1/2" FRT PLYWOOD OVER LOWER 48" OF ALL EXPOSED GYP. BD. SHEATHING EXPOSED IN "PICKUP" SPACE. SEAL WALL/FLOOR INTERSECTION W/ CONT. SEALANT.
- STEAM CLEAN FLOOR AFTER ALL WORK IS COMPLETE WITHIN SPACE.
- FURNISH & INSTALL NEW FRP WALL FINISH (MATCH EXISTING) OVER EXISTING WALL WHERE INDICATED.
- PAINT (PT-629) PORTION OF NEW/EXISTING WALL ABOVE CASES.
- PAINT (PT-629) EXISTING BULKHEAD FRONT, BOTTOM & REAR FACES.
- PAINT (PT-625) PORTION OF NEW/EXISTING WALL ABOVE CASES.
- FURNISH & INSTALL NEW VINYL WALL (RT-601) BASE PER ASD-51D ON ALL EXPOSED SURFACES OF NEW MILLWORK.
- REPLACE PREVIOUSLY DAMAGED OR DAMAGED DURING DEMOLITION FLOOR QUARRY TILES.

GENERAL NOTES


- INSTALL NEW "BOUNTIFUL" DECOR & DECOR LIGHTING WHERE INDICATED ON DECOR DRAWINGS ("I" SHEETS) OR WITHIN THESE DRAWINGS.
- SEE SPECIFICATION SECTIONS 016125 & 016127.06 FOR MORE INTERIOR FINISH/DECOR INFORMATION.
- "E.T.R." = EXISTING TO REMAIN.
- "M.E." = MATCH EXISTING
- "M.A." = MATCH ADJACENT
- "S.S." = STAINLESS STEEL
- FURNISH & INSTALL NEW FLOOR FINISH OVER ALL NEW CONC. FLOOR SLABS REPLACEMENT SECTIONS W/ MATERIAL(S) TO MATCH EXISTING ADJACENT UNLESS NOTED OTHERWISE.
- UNLESS NOTED OTHERWISE, ALL NEW SHEATHING TO RECEIVE FINISHES TO MATCH NEAREST ADJACENT WALL.
- SEE A5 SHEET SERIES FOR ASD & GSD DETAILS.
- EXPOSED WALLS NOT FOUND ON DECOR DRAWINGS AND VISIBLE TO THE SALES FLOOR ARE TO RECEIVE WALL FINISHES MATCHING ADJACENT FINISHES INDICATED ON DECOR DRAWINGS.
- PAINT ALL NEW H.M. & STEEL DOORS/FRAMES TO MATCH EXISTING IF NOT INDICATED.
- INSTALL ALL FRP PANELING WAINSCOT OUTSIDE WALL CORNERS PER DTL. 4A/A3.1.
- ANY COLUMNS THAT ARE NEWLY EXPOSED TO PUBLIC AREAS OF THE STORE WILL REQUIRE NEW COVERS AS FOLLOWS: INSTALL NEW PRE-FINISHED (CL-607) COLUMN COVERS PER ASD-157 WHERE STOCK PRE-CONSTRUCTED SIZES WILL FIT OR SHEETS OF PRE-FINISHED (CL-607) MATERIAL WILL BE FURNISHED BY KROGER TO THE CONTRACTOR FOR FABRICATION TO FIT COLUMNS USING ASD-63 AS GUIDELINES FOR INSTALLATION. NOTE: IGNORE REFERENCE IN ASD-63 FOR S.S. AND REPLACE WITH PRE-FINISHED (CL-607) MATERIAL. PAINT (PT-620) ALL COLUMNS ON SALES FLOOR OR EXPOSED TO SALES FLOOR FROM TOP OF COLUMN COVER UP TO CLG. OR DECK. IT IS THE INTENT THAT ALL NEW WALL & BULKHEAD SURFACES RECEIVE NEW FINISHES TO MATCH THE CLOSEST EXISTING ADJACENT "BOUNTIFUL" DECOR MATERIALS UNLESS INDICATED OTHERWISE.
- THE FOLLOWING AREAS OF WORK ARE TO BE PRICED AS ALTERNATES:
 15.1. ALTERNATE #1 - ALL WORK IN DELI PREP AREA.
 15.2. ALTERNATE #2 - ALL WORK IN FRONT RESTROOMS.
 15.3. ALTERNATE #3 - ALL WORK IN REAR RESTROOMS.
 15.4. ALTERNATE #4 - ALL WORK IN "PICK-UP" AREA.
 15.5. ALTERNATE #5 - WORK FOR REFRIGERANT LEAK DETECTION SYSTEM.

EDGE TREATMENTS

- FURNISH AND INSTALL NEW STAINLESS STEEL (S.S.) WALL CORNER GUARD PER ASD-55A FROM F.F. UP TO CLG. OR TOP OF SHORT WALL.
- FURNISH AND INSTALL NEW STAINLESS STEEL (S.S.) WALL END GUARD PER ASD-55A FROM F.F. UP TO CLG. OR TOP OF SHORT WALL.

LEGEND

- ENTRANCE FLOORING SYSTEM (F.B.C./I.B.C.)
- CARPET TILES (F.B.C./I.B.C.)
- CERAMIC FLOOR TILE (F.B.C./I.B.C.)
- QUARRY TILE (F.B.C./I.B.C.)
- SEALED CONC. FLOOR W/ ANTI-SLIP FIN. (F.B.C./I.B.C.)
- WALL FINISH, SEE SPECS.
- WALL BASE FINISH, SEE SPECS.
- FLOOR FINISH, SEE SPECS.
- NOTES, SEE PLAN NOTES THIS SHEET.



CAPSTONE PROJECT SERVICES, PLC
ARCHITECTURAL & CONSTRUCTION SERVICES
OFFICE LOCATIONS: RAINBOW, VA & FT. WALTER, FL

A REMODEL FOR:
KROGER GA-214
3199 US HWY 278, N.E. COVINGTON, GA

PROJECT: KROGER ATLANTA
04-01-2019
CONSTRUCTION SET

ROOM FINISHES PLAN

NO.	DATE	DESCRIPTION

PROJECT NO: CPS2019-017.4
CAD DWG FILE: CPS2019-017.4-A1.5
DRAWN BY: MRL
CHKD BY: JMH
A1.5