

THIS DOCUMENT IS NOT
FOR REGULATORY
APPROVAL, PERMITTING,
OR CONSTRUCTION.

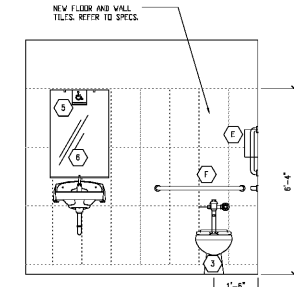
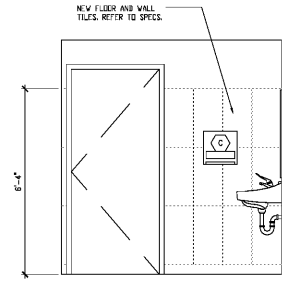
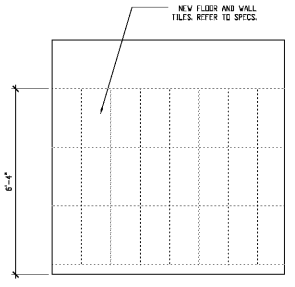
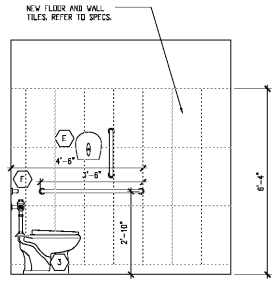
A WITHIN THE WALLS REMODEL FOR:
KROGER STORE # 478 - MARIETTA - GA
3162 JOHNSON FERRY RD.,
MARIETTA, GA 30062



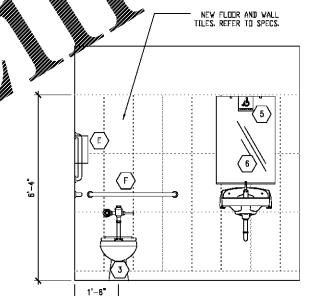
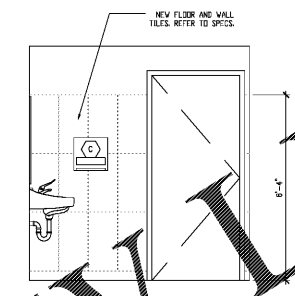
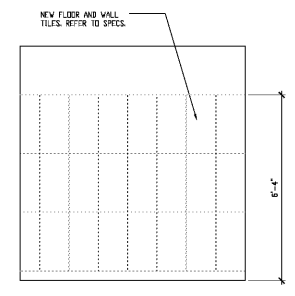
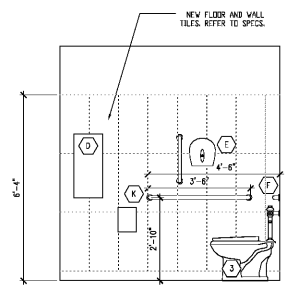
NO DATE REVISIONS
REVISIONS
PROJECT NO: 2019 0125
DATE: 03/18/2019

A4.3
ENLARGED RR PLANS AND
ELEVATIONS

CHECKED: CH DRAWN: MS




3 BACK RESTROOM ELEVATIONS 1/2" = 1'-0"



2 BACK RESTROOM ELEVATIONS 1/2" = 1'-0"

Order Plans @ www.LDILine.com



- KROGER SUPPLIED & CONTRACTOR INSTALLED EQUIPMENT**
- (A) SOAP DISPENSER - SEE PSD-50.
 - (B) TRASH RECEPTACLE.
 - (C) PAPER TOWEL "BENSION" DISPENSER.
 - (D) HARKINS DISPENSER, 11 3/4" WIDE x 6 1/2" DEEP x 26 1/8" HIGH - PHET #060-00040951 - EPRD #K-0002147. -- OPTIONALLY INSTALLED PER DIVISION.
 - (E) AJIKO JR. BATHROOM TISSUE DISPENSER (SMOKE GRAY), 10.610" WIDE x 5.390" DEEP x 11.290" HIGH.
 - (F) GRAB BAR - SUPPLIED WITH TOILET PARTITIONS.
 - (G) DIAPER CHANGING STATION, 33.5" WIDE x 31.4" DEEP x 24.75" HIGH - PHET #060-00009201 - EPRD #K-0001403.
 - (H) PARTITIONS FOR TOILET/STALL - PHET #060-00040950 & #060-00091118 - EPRD #K-0006875 & #K-0007193.
 - (I) COAT HOOKS ON EACH STALL DOOR PLUS ADDITIONAL HOOKS PER LOCATION(S) INDICATED ON PLANS. -- SUPPLIED WITH TOILET PARTITIONS. INSTALL HOOK 4'-0" ABOVE FLOOR, UNLESS NOTE OTHERWISE.
 - (J) SANITARY HARKINS DISPOSAL RECEPTACLE, 7 1/2" WIDE x 3 7/8" DEEP x 10" HIGH - PHET #050-00040952 - EPRD #K-0002148.
 - (K) WALL MOUNTED CHILD PROTECTION SEAT - PHET #060-00009208 - EPRD #K-0001404.
 - (L) TRASH RECEPTACLE (WALL MOUNTED), 14 1/2" WIDE x 12 1/2" DEEP x 23" HIGH

- CONTRACTOR SUPPLIED AND INSTALLED EQUIPMENT**
- (1) WALL MOUNTED SINK, FAUCETS, ETC. - SEE PSD-50 FOR COMPLETE INFORMATION.
 - (2) MIRROR TO BE INSTALLED AFTER TILES HAVE BEEN APPLIED TO WALL - SEE PSD-50.
 - (3) PLUMBING FIXTURES - TOILETS, URINALS, DRINKING FOUNTAINS.
 - (4) 34" WIDE x 72" HIGH WALL MIRROR.
 - (5) 72" ADA ACCESSIBLE DECAL OR MIRROR AT EACH ADA COMPLIANT SINK LOCATION.
 - (6) MIRROR, SPRING LOADED MIRROR CLIPS & 1/2" CHANNEL MIRROR SUPPORT - SEE PSD-50.
 - (7) ELECTRIC HAND DRYER DRYON AIRBLADE V - REFER TO SECTION 10/28/13 TOILET ACCESSORIES IN SPECIFICATIONS.
- * MIRRORS TO BE INSTALLED AFTER TILES HAVE BEEN APPLIED TO WALL.
** REFERENCE PROJECT SPECIFICATIONS BOOK FOR MORE INFORMATION.

- GENERAL NOTES**
- REFER TO SHEET A4.01 FOR ACCESSIBILITY NOTES.
 - REFER TO DRAWING REF. J & REF. 41.
 - REFER TO A1.1 AND A1.1.1 FOR ADDITIONAL WORK REQUIRED.

1 BACK RESTROOM PLAN ELEVATIONS 1/2" = 1'-0"