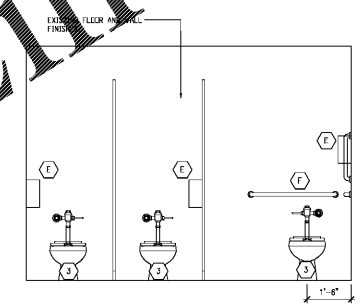
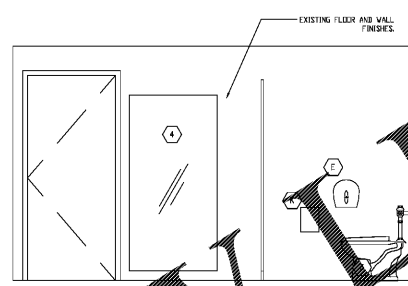
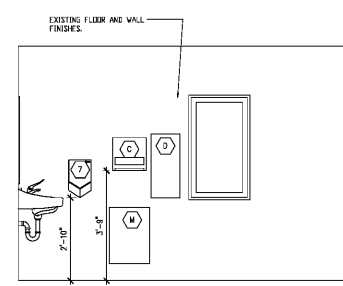
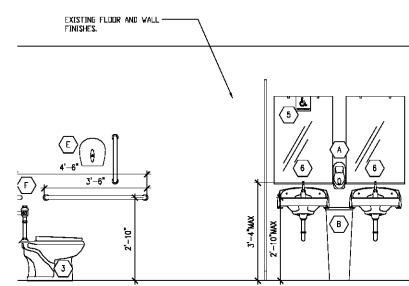
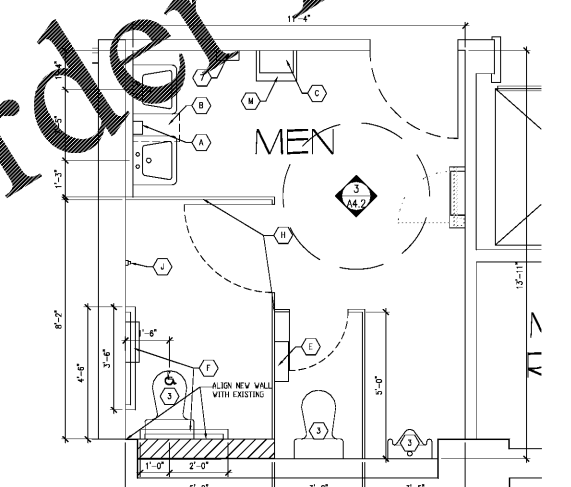
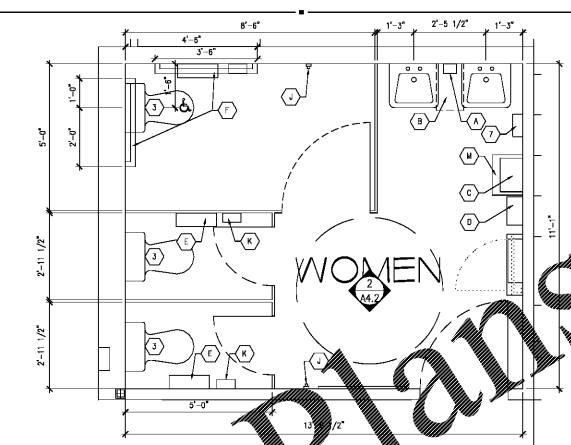


RESTROOM ELEVATIONS 1/2" = 1'-0"



RESTROOM ELEVATIONS 1/2" = 1'-0"



RESTROOM PLAN DETAIL 1/2" = 1'-0"

RESTROOMS NOTES
 POWER CLEAN EXISTING FLOOR AND WALL TILES IN RESTROOM (S.C.) TO USE SIK GROUT TO PRESSURE CLEAN AND SEAL TILE. COORDINATE WITH KROGER P.M. PAINT FRESH PAINT AT CEILING, DOORS, AND TRIM. SEE SPECIFICATIONS.

- KROGER SUPPLIED & CONTRACTOR INSTALLED EQUIPMENT**
- (A) SOAP DISPENSER - SEE PJD-50.
 - (B) TRASH RECEPTACLE.
 - (C) PAPER TOWEL "BENSON" DISPENSER.
 - (D) HANKINS DISPENSER, 11 3/4" WIDE x 6 1/2" DEEP x 26 1/8" HIGH - PNET #060-0004951 - EPRO #K-0002147. -- OPTIONALLY INSTALLED PER DIVISION.
 - (E) JUMBO JR. BATHROOM TISSUE DISPENSER (SMOKE GRAY), 10.610" WIDE x 5.390" DEEP x 11.290" HIGH.
 - (F) GRAB BAR - SUPPLIED WITH TOILET PARTITIONS.
 - (G) DIAPER CHANGING STATION, 33.3" WIDE x 31.4" DEEP x 24.75" HIGH - PNET #060-0009201 - EPRO #K-0001403.
 - (H) PARTITIONS FOR TOILET/STALL - PNET #060-0004950 & #060-0009110 - EPRO #K-0006875 & #K-0007193.
 - (I) COAT HOOKS ON EACH STALL DOOR. PLUS ADDITIONAL HOOKS PER LOCATIONS INDICATED ON PLANS. -- SUPPLIED WITH TOILET PARTITIONS. INSTALL HOOK 4'-0" ABOVE FLOOR, UNLESS NOTE OTHERWISE.
 - (J) SANITARY HANKINS DISPOSAL RECEPTACLE, 7 1/2" WIDE x 2 7/8" DEEP x 10" HIGH - PNET #060-0004952 - EPRO #K-0002148.
 - (K) WALL MOUNTED CHILD PROTECTION SEAT - PNET #060-0009208 - EPRO #K-0001404.
 - (L) TRASH RECEPTACLE (WALL MOUNTED), 14 1/2" WIDE x 12 1/2" DEEP x 23" HIGH.

- CONTRACTOR SUPPLIED AND INSTALLED EQUIPMENT**
- (1) WALL MOUNTED SINK, FAUCETS, ETC. -- SEE PJD-50 FOR COMPLETE INFORMATION.
 - (2) MIRROR TO BE INSTALLED AFTER TILES HAVE BEEN APPLIED TO WALL-- SEE PJD-50.
 - (3) PLUMBING FIXTURES -- TOILETS, URINALS, DRINKING FOUNTAINS.
 - (4) 36" WIDE x 72" HIGH WALL MIRROR.
 - (5) 72" ADA ACCESSIBLE DECAL OR MIRROR AT EACH ADA COMPLIANT SINK LOCATION.
 - (6) * MIRROR, SPRING LOADED MIRROR CLIPS & 1" CHANNEL MIRROR SUPPORT -- SEE PJD-50.
 - (7) ELECTRIC HAND DRYER DY-ON A-BLADE V -- REFER TO SECTION 10 28 13 TOILET ACCESSORIES IN SPECIFICATIONS.
- * MIRRORS TO BE INSTALLED AFTER TILES HAVE BEEN APPLIED TO WALL.
 ** REFERENCE PROJECT SPECIFICATIONS BOOK FOR MORE INFORMATION.

- GENERAL NOTES**
- REFER TO SHEET A4.0 FOR ACCESSIBILITY NOTES.
 - REFER TO DRAWING REF-A & REF-4.
 - REFER TO A1.1 AND A1.1.1 FOR ADDITIONAL WORK REQUIRED.

INTERPLAN
 ARCHITECTURE
 ENGINEERING
 INTERIOR DESIGN
 PROJECT MANAGEMENT

604 COURTLAND STREET
 SUITE 100
 ORLANDO, FLORIDA 32804
 PH 407.645.3208
 FX 407.629.9124

THIS DOCUMENT IS NOT FOR REGULATORY APPROVAL, PERMITTING, OR CONSTRUCTION.

A WITHIN THE WALLS REMODEL FOR:
KROGER STORE # 478 - MARIETTA - GA
 3162 JOHNSON FERRY RD.,
 MARIETTA, GA 30062



NO DATE REVISIONS
 REVISIONS
 PROJECT NO: 2019 0125
 DATE: 03 18 2019

A4.2
 ENLARGED RR PLANS AND ELEVATIONS

Order Plans @ WWW.EDILine.com

COPYRIGHT © 2019 INTERPLAN, LLC. ALL RIGHTS RESERVED. THIS DOCUMENT IS THE PROPERTY OF INTERPLAN, LLC. NO PART OF THIS DOCUMENT IS TO BE REPRODUCED, COPIED, OR TRANSMITTED IN ANY FORM OR BY ANY MEANS, WITHOUT THE WRITTEN PERMISSION OF INTERPLAN, LLC.