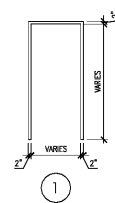


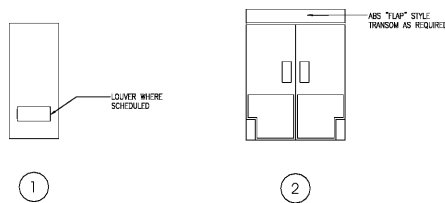
DOOR NO.	LOCATION		DOOR LEAF INFORMATION							FRAME INFORMATION				DETAILS			HARDWARE GROUP	NOTES				
	FROM ROOM NUMBER	FROM ROOM NAME	DOOR SIZE WxHxTH	MATERIAL	TYPE	LOUVER	FIRE LABEL	VISION PANEL	FINISH	RESPONSIBILITY PROVIDE	RESPONSIBILITY INSTALL	FRAM SIZE WxH	MATERIAL	DEPTH	TYPE	RESPONSIBILITY PROVIDE			RESPONSIBILITY INSTALL	HEAD	JAMB	SILL
301	SALES AREA	BACKROOM	7'-0" X 8'-0"	ABS	2				BY MFG.	G.C.	G.C.	EXITING							ASD-36	17		
302	BACKROOM	RESTROOM	3'-0" X 7'-0" X 1 3/4"	H.M.	1	24" X 10"			PAINT	G.C.	G.C.	3'-0" X 7'-0"	H.M.	5 3/4"	1	G.C.	G.C.	H1	J1	S1	10	
303	BACKROOM	RESTROOM	3'-0" X 7'-0" X 1 3/4"	H.M.	1	24" X 10"			PAINT	G.C.	G.C.	3'-0" X 7'-0"	H.M.	5 3/4"	1	G.C.	G.C.	H1	J1	S1	10	
304	SALES AREA	PRODUCE PREP	5'-1" X 7'-0"	ABS	2				BY MFG.	G.C.	G.C.	EXITING							ASD-36	17		
305	SEAFOOD PREP	MEAT PREP	5'-6" X 7'-0"	ABS	2				BY MFG.	G.C.	G.C.	EXITING									17	
306	SEAFOOD PREP	BACKROOM	3'-0" X 7'-3"	ABS	3				BY MFG.	G.C.	G.C.	EXITING									17	
201	SALES AREA	CLICK LIST	4'-0" X 7'-0"	ABS	2				BY MFG.	G.C.	G.C.	EXITING							ASD-36	17		
202	PHARMACY	COUNSEL ROOM	3'-0" X 7'-0" X 1 3/4"	H.M.	1				PAINT	G.C.	G.C.	3'-0" X 7'-0"	H.M.	5 3/4"	1	G.C.	G.C.	H1	J1	S1	10	

DOOR NOTES

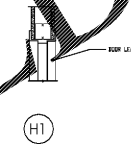
- HARDWARE FOR ALL DOORS SHALL BE USABLE BY PHYSICALLY DISABLED.
- EXIT DOORS SHALL NOT BE SUBJECT TO THE USE OF A KEY OR REQUIRE SPECIALIZED KNOWLEDGE TO OPERATE.
- PROVIDE GLAZING IN ALL AUTOMATIC SLIDING ENTRY DOORS. PROVIDE TRANSOM ABOVE DOORS.
- PROVIDE DELAY EGRESS PANIC DEVICE.
- G.C. TO FILED VERIFY THE EXISTING DOORS OPENING SIZE PRIOR TO ORDERING.



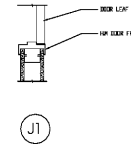
DOOR FRAME TYPES
NTS



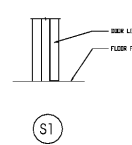
DOOR TYPES
NTS



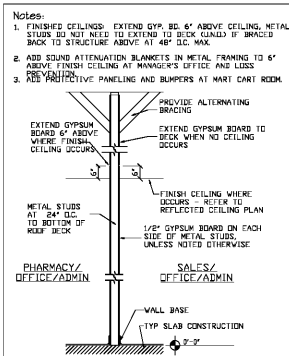
HEAD DETAILS
NTS



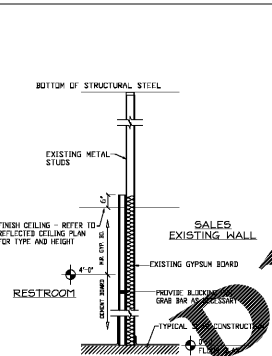
JAMP DETAILS
NTS




SILL DETAILS
NTS



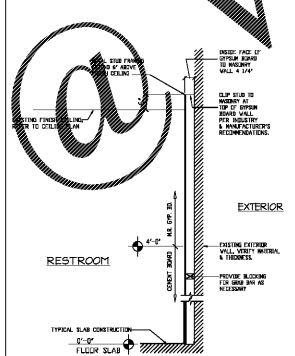
2



2a



22



28b

GENERAL NOTES:

- GYPSON BOARD 1/2" THICK TO BE USED UNLESS NOTED OTHERWISE. FINISHES, PROJECTS, 5/8" GYPSON BOARD WHERE EXISTING 5/8" GYPSON BOARD IS IN PLACE.
- EXISTING GYPSON BOARD 1/2" THICK TO BE USED UNLESS NOTED OTHERWISE.
- METAL STUDS STANDING WITH TO BE 16" UNLESS NOTED OTHERWISE. FINISHES, PROJECTS, 24" INCHES ON CENTER, UNLESS NOTED OTHERWISE.
- LOADING AND DEFLECTION FRAMING SYSTEM ISOLATION ARCHITECT/STRUCTURAL ENGINEER TO DESIGNATE COMPONENTS AND INSTALLATION PRACTICE TO ACHIEVE VERTICAL AND HORIZONTAL ISOLATION FROM LOADING AND DEFLECTION.
- FLOOR FINISH AND BASE: REFER SPECIFICATIONS.
- FINISHED CEILINGS: EXTEND 6" ABOVE CEILING METAL STUDS DO NOT NEED TO EXTEND TO BOTTOM OF FRAMING ABOVE GLAZED IF BRACED BACK TO STRUCTURE ABOVE AT 48" O.C. MAX.
- USE WOOD PANEL ALLOWED FOR SB CONSTRUCTION. USE FRI WOOD PANEL FOR EB NONCOMBUSTIBLE CONSTRUCTION.
- REFER TO KROGER A/E BUILDING STANDARD UNDER "PARTITIONS" FOR ADDITIONAL INFORMATION ABOUT STUD WALL HEIGHTS.

INTERPLAN
ARCHITECTURE
ENGINEERING
INTERIOR DESIGN
PROJECT MANAGEMENT

604 COURTLAND STREET
SUITE 100
ORLANDO, FLORIDA 32804
PH: 407.645.3000
FX: 407.629.9124

SEAL:
THIS DOCUMENT IS NOT FOR REGULATORY APPROVAL, PERMITTING, OR CONSTRUCTION.

A WITHIN THE WALLS REMODEL FOR:
KROGER STORE # 478 - MARIETTA - GA
3162 JOHNSON FERRY RD.,
MARIETTA, GA 30062



NO DATE REVISIONS
REVISIONS
PROJECT NO: 2019 0125
DATE: 03/18/2019

A3.1
INTERIOR WALL PARTITIONS & DOOR SCHEDULE
CHECKED: CH DRAWN: MS

WWW.LDILine.com

Order Plans

COPYRIGHT © 2019 INTERPLAN, LLC. ALL RIGHTS RESERVED. THIS DOCUMENT IS THE PROPERTY OF INTERPLAN, LLC. NO PART OF THIS DOCUMENT IS TO BE REPRODUCED, COPIED, OR TRANSMITTED IN ANY FORM OR BY ANY MEANS, WITHOUT THE WRITTEN PERMISSION OF INTERPLAN, LLC.