


**SRA360, LLC**  
**STEWART + REINDERSMA**  
**ARCHITECTURE, PLLC**

5450 E. High Street, Suite 200  
 Phoenix, Arizona 85054  
 P: 480.515.5123  
 www.sra360.com

**Christian Brothers Automotive**  
 5650 Peachtree Industrial Boulevard  
 Norcross, GA 30071



STEPHEN J. SACCO

**Revisions**

02/26/18 - Prototype Update

Project No. KNNG-18

Drawn By: RH

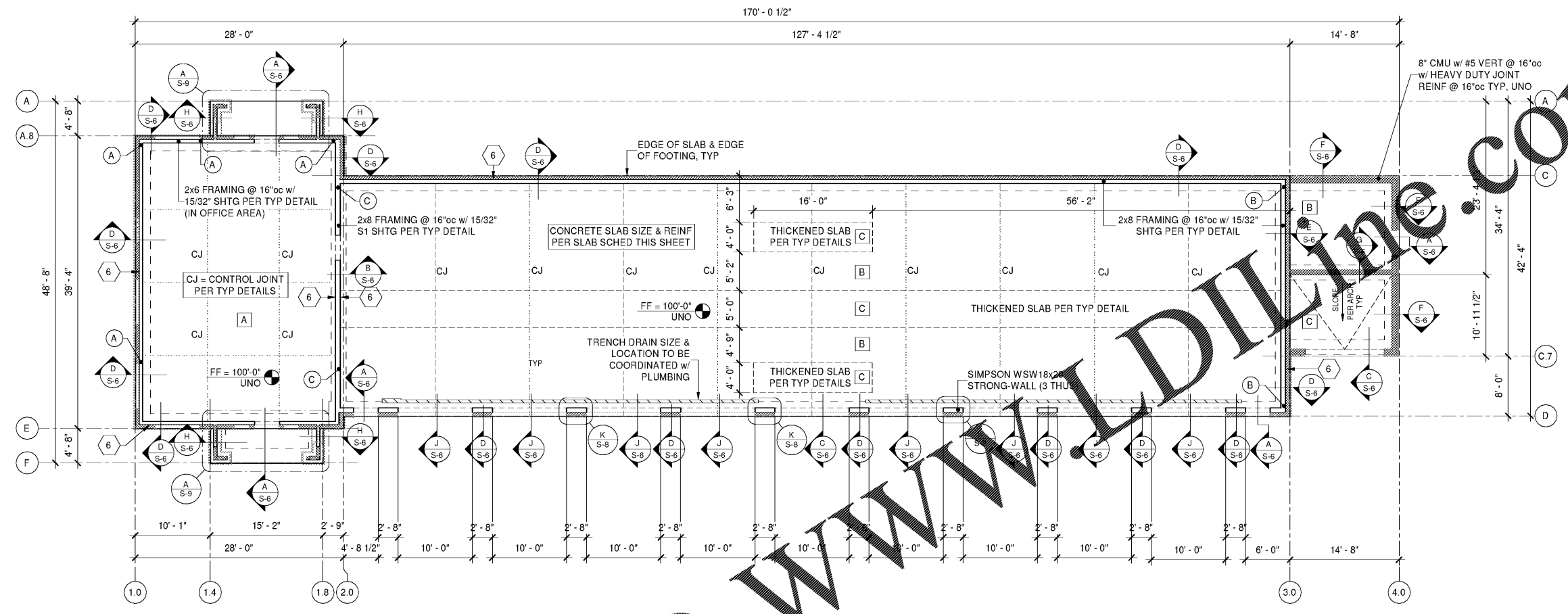
Date: 10/19/18

Sheet Title:

FOUNDATION PLAN

Drawing No.

**S-5**  
 LH9N-09-2018



**FOUNDATION PLAN**

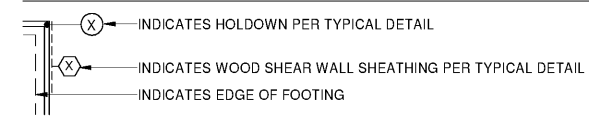
**SHEET NOTES:**

- SEE SHEET S-1 THRU S-4 FOR GENERAL NOTES, & TYPICAL DETAILS
- F.F = FINISHED FLOOR = 100'-0" UNO
- SEE ARCHITECTURAL DRAWINGS FOR ADDITIONAL DIMENSIONS, SECTIONS, SLOPES AND ELEVATIONS
- COORDINATE ALL BRICK LEDGE ELEVATIONS AND DIMENSIONS WITH ARCH
- INSTALL SIMPSON STEEL STRONG-WALL PER MANUFACTURER'S INSTRUCTIONS

SCALE: 1/8" = 1'-0"

CONCRETE SLAB SCHEDULE	
MARK	SLAB REINF & INFORMATION
A	4" SLAB-ON-GRADE CONG SLAB ON 10 MIL. POLY VAPOR BARRIER ON 4" MIN. COMPACTED GRANULAR FILL w/#4 DEFORMED REINF @ 1'-0"oc EW
B	5" SLAB-ON-GRADE CONG SLAB ON 10 MIL. POLY VAPOR BARRIER ON 4" MIN. COMPACTED GRANULAR FILL w/#4 DEFORMED REINF @ 1'-0"oc EW
C	6" SLAB-ON-GRADE CONG SLAB ON 10 MIL. POLY VAPOR BARRIER ON 4" MIN. COMPACTED GRANULAR FILL w/#4 DEFORMED REINF @ 1'-0"oc EW

**LEGEND**



Order Plans @

