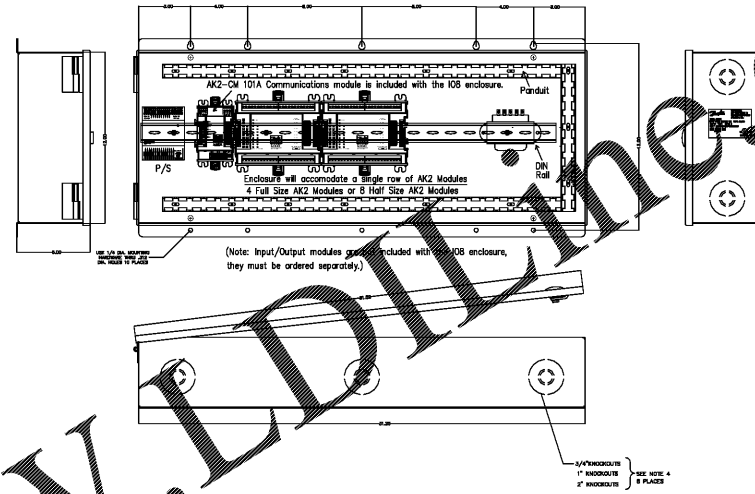


- NOTE:
1. INSTALL ENCLOSURE ON A VIBRATION FREE SURFACE, MARK HOLE LOCATIONS, USE APPROPRIATE HARDWARE FOR MOUNTING TO STRUCTURE.
  2. FOLLOW ALL NATIONAL AND LOCAL ELECTRICAL CODES WHEN INSTALLING.
  3. WHEN INSERTING WIRING, BE SURE HIGH AND LOW VOLTAGE ARE KEPT ISOLATED.
  4. ALL REMOVED KNOCKOUTS MUST HAVE CONDUIT FITTINGS INSTALLED.

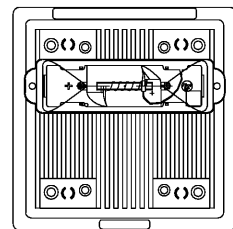
REFRIGERANT LEAK DETECTION CONTROL PANEL:  
 - ONE (1) ENCLOSURE (OWNER SUPPLIED)  
 - DANFOSS POWER SUPPLY (OEM MOUNTED)  
 - DANFOSS COMB MODULE (OEM MOUNTED)  
 - TWO (2) 8AI/8RO COMBO BOARD (INSTALLER MOUNTED)  
 - ONE (1) 24V TRANSFORMER FOR RELAY CONTROL (INSTALLER MOUNTED)



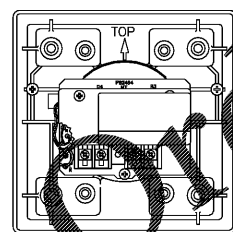
1 REFRIGERANT LEAK DETECTION UNIT - HGM MZ

2 CONTROL SYSTEM - DANFOSS LEAK DETECTION CONTROL PANEL

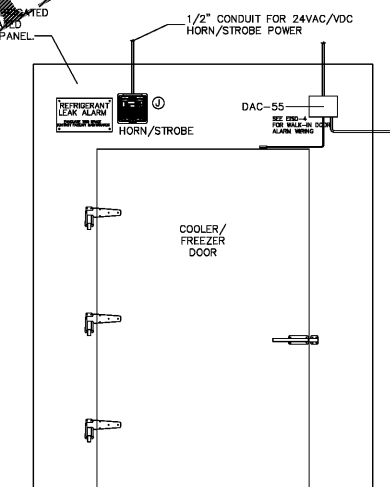
SCALE: NONE



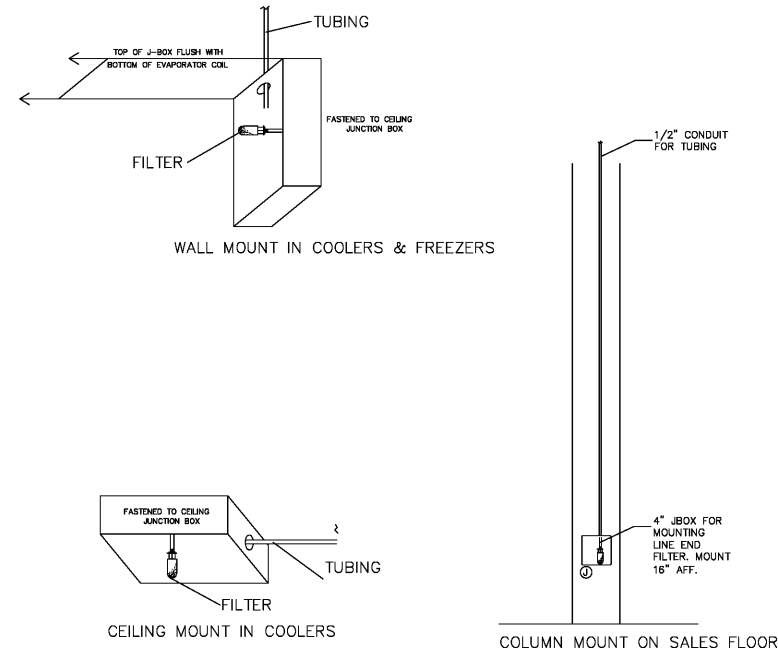
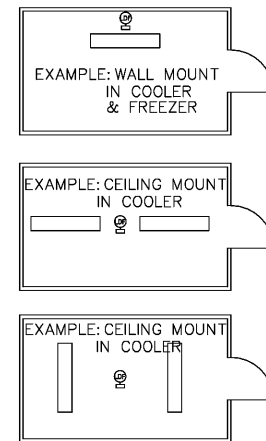
868STRB-AQ BLUE HORN AND STROBE 24V AC/DC



- NOTES:
1. HORN & STROBE CONTACTS CONTROLLED BY SAME RELAY POINT.



4 REFRIGERANT LEAK HORN/STROBE MOUNTING DETAIL



- NOTE:
- USE SPECIAL WASHDOWN J-BOX (OWNER SUPPLIED) TO MOUNT FILTER END FOR ZONES IN PREP AREAS, DAIRY COOLER AND OUTDOOR PURGE ZONE.
  - WHERE DAMAGE TO FILTER END MAY OCCUR, REMOVE THE J-BOX KNOCKOUTS AND INSTALL COVERPLATE.
  - FREEZERS TO UTILIZE WALL MOUNT LOCATION.
  - COOLERS AND PREP ROOMS TO UTILIZE WALL MOUNT OR CEILING MOUNT DEPENDING ON COIL CONFIGURATION.
  - SALES FLOOR ZONES TO UTILIZE THE COLUMN MOUNT.

3 CONTROL SYSTEM - REFRIGERANT LEAK HORN & STROBE DETAIL

5 CONTROL SYSTEM - REFRIGERANT LEAK DETECTION FILTER MOUNTING / INSTALL DETAIL

SCALE: NONE



KROGER  
STORE #473

2013 UNIVERSITY AVENUE  
OXFORD, MISSISSIPPI 38655

A DEVELOPMENT OF THE KROGER COMPANY



Naos Design Group Of Mississippi, PLLC.

MARC BREETZ, ARCHITECT

645 Lakeland East Drive Suite 101  
Flowood, Mississippi 39232  
(p) 303.759.5777  
(f) 720.360.4281

ARCHITECT OF RECORD



CDS COMMERCIAL DESIGN SYSTEMS, INC.

13825 SW GALBREATH DRIVE  
SHERWOOD, OREGON 97140  
503.855.7000 (P) 503.855.8902

INTERIOR DECOR



Pickering Firm, Inc.  
Architecture - Engineering  
Planning - Surveying

6775 Lenox Center Court, Suite 300  
Memphis, TN 38115  
901.726.8810

ENGINEER OF RECORD:

STRUCTURAL  
MECHANICAL  
ELECTRICAL  
CIVIL ENGINEER



11280 CHESTER ROAD  
CINCINNATI, OH 45240  
T: 513-950-3819  
LOW VOLTAGE

telgian

TELGIAN CORPORATION  
10230 SOUTH 50TH PLACE  
SUITE 100  
PHOENIX, AZ 85044  
T: (602) 835-4426  
HTTP://WWW.TELGIAN.COM  
FIRE PROTECTION

ISSUE LOG

NO.	REV.	DESCRIPTION	DATE
1	-	PERMIT SET	12/06/18
2	-	BID SET	03/21/19

JOB: 2019041 SCALE: AS SHOWN

SHEET NO.

EM7.0

ENERGY MANAGEMENT DANFOSS DETAILS

COPYRIGHT © 2018 DANFOSS GROUP OF MISSISSIPPI, PLLC. THESE DRAWINGS AND ANY INSTRUMENTS OR ANY INFORMATION HEREON ARE THE PROPERTY OF DANFOSS. REPRODUCTION OR TRANSMISSION IN ANY FORM OR BY ANY MEANS, WITHOUT THE WRITTEN CONSENT OF DANFOSS, IS PROHIBITED.