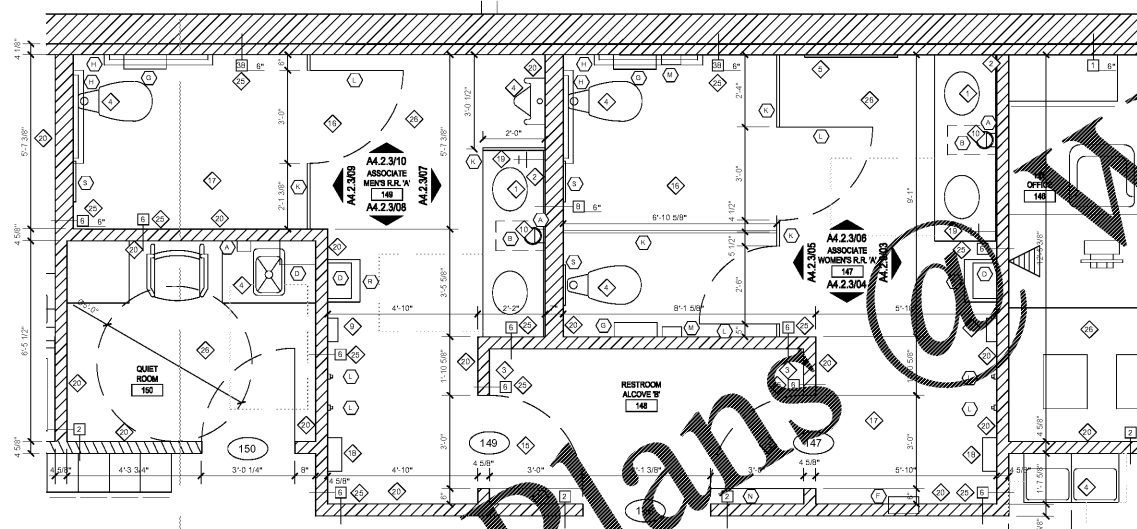


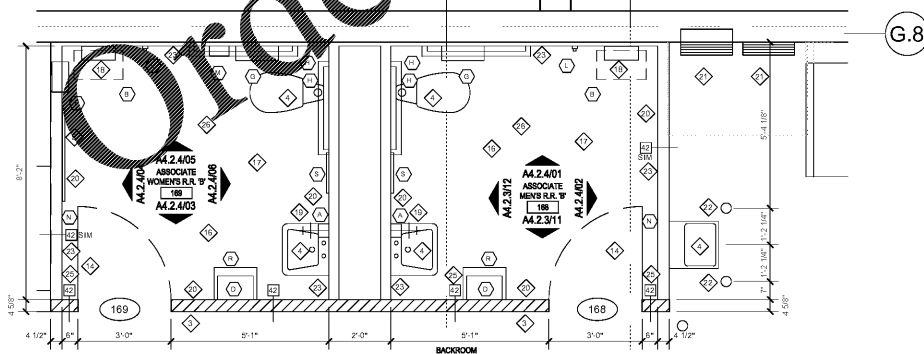
ENLARGED PLAN FOR
01 SEATING AREA RESTROOMS

SCALE: 1/2" = 1'-0"



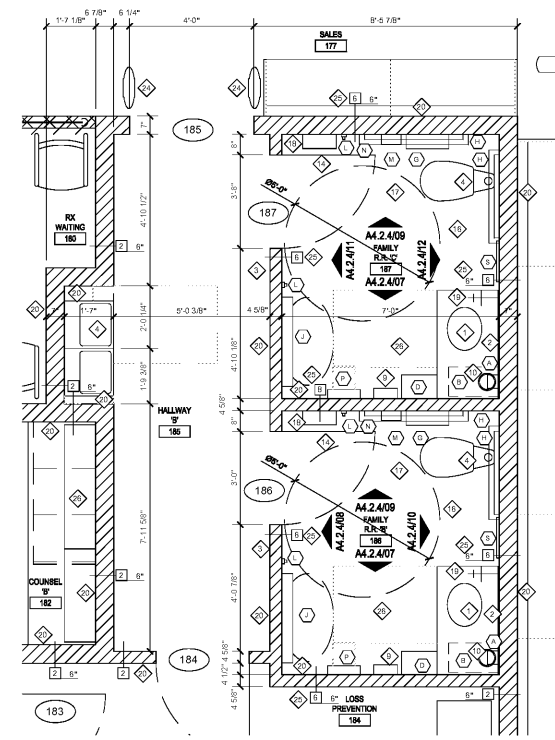
ENLARGED PLAN FOR
02 EMPLOYEE OFFICE AREA RESTROOMS

SCALE: 1/2" = 1'-0"



ENLARGED PLAN FOR
03 BACKROOM EMPLOYEE RESTROOMS

SCALE: 1/2" = 1'-0"



ENLARGED PLAN FOR
04 PHARMACY FAMILY RESTROOMS

SCALE: 1/2" = 1'-0"

LEGEND, SYMBOLS AND NOTES APPLY TO SHEETS A4.2.1, A4.2.2, A4.2.3, A4.2.4 AND A4.3, SOME ITEMS MAY NOT APPEAR ON THIS SHEET

SYMBOL LEGEND

- ◆ KEY NOTE
- FIXTURE OR ACCESSORY
- DOOR/FRAME NUMBER, REFER TO DOOR AND FRAME SCHEDULE ON A4.1.1 AND A4.1.2
- WINDOW LETTER, REFER TO WINDOW SCHEDULE ON A4.1.4
- WALL FINISH, REFER TO A4.2 AND SPECIFICATIONS
- WALL TYPE, REFER TO A4.2 FOR WALL ASSEMBLY AND NOMENCLATURE
- ▬ NEW STUD PARTITION - REFERENCE PARTITION TYPES ON A4.2
- ▬ EXISTING PARTITION OR COOLER PANEL TO REMAIN

GENERAL NOTES

1. REFER TO SPECIFICATIONS FOR ADDITIONAL INFORMATION ON MATERIALS/PRODUCTS.
2. OWNER SHALL PROVIDE ITEMS LISTED IN THE FIXTURES AND ACCESSORIES LEGEND. CONTRACTOR SHALL INSTALL ITEMS LISTED IN THE FIXTURES AND ACCESSORIES LEGEND PER SPECIFICATIONS.
3. COORDINATE INSTALLATION OF WALL MOUNTED MIRRORS. THEY DO NOT INTERFERE WITH OR ENCRUSCH INTO REQUIRED CLEARANCE FLOOR SPACE AREAS.
4. BLOCKING IS TO BE PROVIDED AS REQUIRED TO SUPPORT FIXTURES AND ACCESSORIES.
5. MIRRORS ARE TO BE INSTALLED AFTER CEILING TILES HAVE BEEN APPLIED TO THE WALLS.
6. SEE TYPICAL DETAILS ON SHEET A4.1.1 FOR TYPICAL FIXTURE AND ACCESSORY WEIGHTS AND CLEARANCES.
7. ALL UNITS STANDARD DETAILS (PSD'S) ARE SHOWN ON THE PS SERIES OF DRAWINGS.
8. THE TAG AND KEY NOTES THAT ARE NOT LISTED SEQUENTIAL ORDER ARE APPLICABLE TO THIS PROJECT.
9. ARCHITECTURAL STANDARD DETAILS (ASD'S) ARE SHOWN ON THE AS SERIES OF DRAWINGS.

FIXTURE AND ACCESSORIES LEGEND

- A. SOAP DISPENSER, REFER TO PSD-52.
- B. TRASH RECEPTACLE.
- C. NOT USED.
- D. PAPER TOWEL "TENSION" DISPENSER.
- E. NOT USED.
- F. RECESSED SANITARY NAPKINS DISPENSER, 11 3/4" WIDE x 6 1/2" DEEP x 25 1/8" HIGH. P/NET #060-0004051 - EPRO #K-002147.
- G. JUMBO JUNIOR BATHROOM TISSUE DISPENSER (SMOKE GRAY), 10.61" WIDE x 5.39" DEEP x 11.29" HIGH.
- H. GRAB BAR, SUPPLIED WITH TOILET PARTITIONS.
- I. NOT USED.
- J. DIAPER CHANGING STATION, 33.0" WIDE x 3.04" DEEP x 24.70" HIGH. P/NET #060-0005021 - EPRO #K-001403.
- K. PARTITIONS, TOILET URINAL. P/NET #060-0004050 & #060-0003919 EPRO #K-000383 & #K-0007155.
- L. COAT HOOKS ON EACH STALL DOOR, PLUS ADDITIONAL HOOKS PER LOCATIONS INDICATED ON PLANS. SUPPLIED WITH TOILET PARTITIONS. INSTALL HOOK 4'-0" ABOVE FLOOR, UNLESS NOTE OTHERWISE.
- M. SANITARY NAPKINS DISPOSAL RECEPTACLE, 7 1/2" WIDE x 3 7/8" DEEP x 10" HIGH. P/NET #060-0004052 - EPRO #K-002148.
- N. HOOK & CATCH DOOR HOLDER, PART OF HARDWARE PACKAGE. DO NOT INSTALL HOOK OR CATCH IF A CONFLICT WITH ANY OTHER FIXTURE OR ACCESSORY EXISTS.
- O. NOT USED.
- P. WALL MOUNTED CHILD PROTECTION SEAT. P/NET #060-0000308 - EPRO #K-0001404.
- Q. NOT USED.
- R. TRASH RECEPTACLE (WALL MOUNTED), 16 1/2" WIDE X 12 1/2" DEEP X 23" HIGH.
- S. TOILET SEAT COVER DISPENSER.

KEYED NOTES

1. SOLID SURFACE TOP, SINK BOWLS, FAUCETS, ETC. REFER TO PSD-50 FOR COMPLETE INFORMATION. CONTRACTOR SHALL DETERMINE TOP LENGTH PER FIELD CONDITIONS.
2. MIRROR, SPRING LOADED MIRROR CLIPS & 1/2" CHANNEL MIRROR SUPPORT. MIRRORS TO BE INSTALLED AFTER TILES HAVE BEEN APPLIED TO WALL. REFER TO PSD-50.
3. CODE COMPLIANT RESTROOM SIGNS MOUNTED ON LATCH SIDE OF DOOR 5'-0" FROM FLOOR TO CENTERLINE OF SIGN.
4. PLUMBING FIXTURES: TOILETS, URINALS, DRINKING FOUNTAINS, ETC.
5. 36" WIDE x 72" HIGH WALL MIRROR, MOUNTED 4" ABOVE FINISHED FLOOR.
6. CODE ACCESSIBLE DECAL ON MIRROR AT EACH CODE COMPLIANT SINK LOCATION.
7. NOT USED.
8. NOT USED.
9. ELECTRIC HAND DRYER DYSON AIRBLADE V -- REFER TO SECTION 10.28.13 TOILET ACCESSORIES IN SPECIFICATIONS.
10. TRASH CHUTE TRIMMING -- SEE PSD-50.
11. PROVIDE A LAYER OF CLEAR SILICONE CAULK UNDER FLOOR BRACKET OF TOILET PARTITIONS AND URINAL SCREENS.
12. WRAP EXPOSED PIPES PER CODE REQUIREMENTS.
13. COMBINATION END PANEL SUPPORT BRACE WITH STANDARD, MUST BE CODE COMPLIANT, ATTACH STANDARD TO WOOD BLOCKING INSIDE WALL.
14. SINGLE USER RESTROOM DOOR: INSTALL A STAINLESS STEEL PUSH PLATE, 34" WIDE AND 27" HIGH, AND A STAINLESS STEEL HOOK PLATE, 34" WIDE AND 8" HIGH, ON THE PUSH SIDE OF THE DOOR. INSTALL A CODE COMPLIANT DOOR HULL ON THE PULL SIDE OF THE DOOR. INSTALL A CODE COMPLIANT DEAD BOLT ON THE INSIDE OF THE DOOR AND AN OCCUPANCY INDICATOR ON THE EXTERIOR OF THE DOOR.
15. MULTI-STALL RESTROOM DOOR: INSTALL A STAINLESS STEEL PUSH PLATE, 34" WIDE AND 27" HIGH, AND A STAINLESS STEEL HOOK PLATE, 34" WIDE AND 8" HIGH, ON THE PUSH SIDE OF THE DOOR. INSTALL A CODE COMPLIANT DOOR HULL ON THE PULL SIDE OF THE DOOR.
16. INSTALL NEW CERAMIC TILE AND GROUT ON THE WALLS WITH 1/8" GROUT LINES. DIMENSION INDICATES THE STARTING POINT FOR WALL CERAMIC TILE. THE REMAINDER OF THE WALL IS TO BE PAINTED P1-714. REFER TO Q10-3 OR A4.3.
17. INSTALL NEW CERAMIC TILE AND GROUT ON THE FLOOR WITH 1/8" GROUT LINES. INSTALL THE TILE IN A RUNNING BOND PATTERN WITH THE TALL DIMENSION RUNNING PARALLEL TO THE DOOR.
18. INSTALL SHARPS CONTAINER.
19. INSTALL A NEW HOSE BIBB 18" OFF FINISHED FLOOR, RE: PLUMBING DRAWINGS.
20. INSTALL SOUND ATTENUATION INSULATION IN THIS WALL.
21. NEW SURFACE MOUNTED ELECTRICAL PANEL, RE: ELECTRICAL DRAWINGS.
22. INSTALL 4" CONCRETE BOLLARD PER ASD-154A.
23. INSTALL NEW MOISTURE RESISTANT GYPSUM BOARD OVER THE EXISTING STUDS PRIOR TO THE INSTALLATION OF THE NEW WALL FINISHES.
24. INSTALL NEW EAS PEDESTAL PER ELECTRICAL DRAWINGS.
25. METAL STUDS ARE TO BE SPACED AT 16" ON CENTER.
26. PROVIDE SOUND ATTENUATION INSULATION BETWEEN THE STUDS IN ALL PARTITIONS FOR THIS ROOM.
27. NEW RECESSED ELECTRICAL PANEL, RE: ELECTRICAL DRAWINGS.

KROGER
STORE #473

2013 UNIVERSITY AVENUE
OXFORD, MISSISSIPPI 38655

A DEVELOPMENT OF
THE KROGER COMPANY

naos
Naos Design
Group Of
Mississippi,
PLLC.

MARC BREETZ,
ARCHITECT

645 Lakeland East Drive
Suite 101
Flowood, Mississippi 39232
(p) 303.759.5777
(f) 720.360.4281

ARCHITECT OF RECORD

CDS
COMMERCIAL DESIGN SYSTEMS,
INC.

13825 SW GALEREAH DRIVE
SHERWOOD, OREGON 97140
503.855.7000 (P) 503.625.5902

INTERIOR DECOR

Pickering Firm, Inc.
Architectural - Engineering
Planning - Surveying

6775 Lenox Center Court Suite 300
Memphis, TN 38115
901.726.0810

ENGINEER OF RECORD:
STRUCTURAL
MECHANICAL
ELECTRICAL
CIVIL ENGINEER

V-SOFT
INFRASTRUCTURE

1500 CHESTER ROAD
CHICKEN, OH 43016
T: 503-670-3069

LOW VOLTAGE

telgian
TELGIAN CORPORATION
12020 SOUTH 50TH PLACE
SUITE 100
PHOENIX, AZ 85044
T: (677) 835-4428
HTTP://WWW.TELGIAN.COM
FIRE PROTECTION

ISSUE LOG

NO.	REV.	DESCRIPTION	DATE
1	-	PERMIT SET	12/05/18
2	-	BID SET	03/21/19

JOB: 2018041 SCALE: NOT TO SCALE

SHEET NO.
A4.2.1
ENLARGED RESTROOM PLANS

COPYRIGHT © 2018 V-SOFT INFRASTRUCTURE. ALL RIGHTS RESERVED. THIS DOCUMENT IS THE PROPERTY OF V-SOFT INFRASTRUCTURE. IT IS TO BE USED ONLY FOR THE PROJECT AND SITE SPECIFICALLY IDENTIFIED HEREIN. WITHOUT WRITING FROM V-SOFT INFRASTRUCTURE, NO PART OF THIS DOCUMENT IS TO BE REPRODUCED OR TRANSMITTED IN ANY FORM OR BY ANY MEANS, ELECTRONIC OR MECHANICAL, INCLUDING PHOTOCOPYING, RECORDING, OR BY ANY INFORMATION STORAGE AND RETRIEVAL SYSTEM.