

PLUMBING FIXTURE SCHEDULE / SPEC. 22 00 00 & 22 40 00 / ALL FIXTURES & FITTINGS MUST BE "LEAD FREE"										
MARK	DESCRIPTION	MANUFACTURER	CATALOG NUMBER	ACCESSORIES	PIPING REQUIREMENTS			REMARKS	APPROVED MANUFACTURER'S	CODE APPROVALS
					WASTE	VENT	SUPPLY			
H.W.C.	HANDICAP ACCESSIBLE WATER CLOSET (TANK TYPE)	AMERICAN STANDARD	CADET RIGHT HEIGHT BOWL RIM @ 16-1/2" H PRESSURE-ASSISTED TOILET 2467.016	CHURCH 9500CT WHITE OPEN FRONT SEAT COMPLETE W/BOLT CAPS	4"	2"	1/2"	LOW-CONSUMPTION 1.6 GPF MAX. MEETS ADA GUIDELINES	ZURN	ANSI A117.1, ADA COMPLIANT
LAV.	HANDICAP ACCESSIBLE LAVATORY (WALL MOUNTED)	AMERICAN STANDARD	LUCERNE 0355.012 4" CENTERS	ZURN #28737 FLAT GRID SINK/STRAINER, DELTA #501-DSTI CLASSIC CENTERSET FAUCET, JAY R. SMITH #0700-M31 FLOOR MOUNTED LAVATORY SUPPORTS IN WALL	2"	2"	3/4"	SEE NOTE 2, 1.5 GPM MAX.	ZURN	ANSI A117.1 ASME A112.18.1, ASME A112.18.2, ADA COMPLIANT
M.V.	THERMOSTATIC MIXING VALVE	WATTS	#LFMMV-M1-US-1/2"	THERMOSTATIC MIXING VALVE	-	-	1/2"	SEE DETAIL 3/P2 & NOTE #4, 110°F MAX. WATER TEMP.	WILKINS, POWERS	ASSE 1070, IAPMO, ADA COMPLIANT, CJFC, NSF/ANSI 61
H.D.F.	BARRIER-FREE TWO STATION HI-LO DRINKING FOUNTAIN	ELKAY	EZSTL8LC	ACCESSORY APRON @KAPREZL	2"	2"	1/2"	REFER TO ARCHITECTURAL SHEETS FOR MOUNTING HEIGHTS	HALSEY TAYLOR	ADA COMPLIANT
F.D.	FLOOR DRAIN	ZURN	ZN415-B-P	1/2" TRAP PRIMER CONNECTION	2"	2"	-	COMBINATION WASTE VENT	WADE & JAY R. SMITH	ASSE 1019-B
C.O.	CLEANOUT (INTERIOR)	JAY R. SMITH	4100	W/CARPET CLAMPING RING WHERE REQUIRED	SEE PLAN	-	-	SAME SIZE AS LINE	WADE & ZURN	-
C.O.1	CLEANOUT (EXTERIOR)	JAY R. SMITH	4250	-	SEE PLAN	-	-	SAME SIZE AS LINE	WADE & ZURN	-
W.H.A.	WATER HAMMER ARRESTER	SIOUX CHIEF	652-A	-	-	-	-	-	WILLIAMS	-
H.B.	HOSE BIBB	WOODFORD	MODEL 65	W/WALL CLAMP	-	-	3/4"	W/VACUUM BREAKER OPERATING ROD ASSEMBLY MUST BE ORDERED PER WALL WIDTH	-	-
M.B.	MOP BASIN	FIAT	FIAT MSB-2424	FIAT #832-NA HOSE & BRACKET, FIAT #889-CC-24" MOP HANGER, ZURN #2842M-WHK-SH SERVICE FAUCET	3"	2"	3/4"	W/VACUUM BREAKER ON FAUCET. ALSO ADD HOSE CONNECTION VACUUM BREAKER (WATTS #8) ON FAUCET'S SPOUT	STERN-WILLIAMS	-
E.W.	EYE WASH	SPEAKMAN	SEF-9200	SPEAKMAN THERMOSTATIC MIXING VALVE (SEF-TW), SEF-9200-LR	-	-	3/4"	SET MIXING VALVE TO DELIVER 80°F. NOTE: TEPID WATER RANGE IS 80-100°F.	BRADLEY, HAWS	ASME A112.18.1-2000, CSA B125-98, ANSI Z358-1, ASSE 1011
SRBP	SPILL-RESISTANT BACKFLOW PREVENTER	WATTS	LF00BPOOT-1/2"	HEALTH HAZARD, ANTI-SIPHON, SPILL-RESISTANT BACKFLOW PREVENTER	-	-	1/2"	MAY BE INSTALLED VERTICALLY.	-	ASSE 1056
URN.	URINAL (WALL MOUNTED)	ZURN	Z5755-U OMNI-FLO	SLOAN ROYAL #18E-1 FLUSH VALVE, ZURN #21222 FLOOR MOUNTED URINAL SUPPORT	2"	2"	3/4"	1.0 GPF. BACK OF URINAL TO BE MOUNTED FLUSH WITH THE FACE OF FINISHED WALL. SEE DETAIL 9/P2	AMERICAN STANDARD	ASME A1212.19.2, ANSI A117.1, ADA COMPLIANT

NOTES:
 1. COORDINATE ROUGH-IN OF ALL PLUMBING FIXTURES W/ARCHITECTURAL DRAWINGS.
 2. SINKS & LAVATORIES FOR HANDICAPPED ACCESS SHALL BE INSTALLED W/OFFSET TAILPIECES. ALL SINK & LAVATORY DRAIN & WATER LINES SHALL BE INSULATED W/PROTECTIVE DEVICES EQUAL TO "McGUIRE" #PW 2150 WC, WHITE MOLDED CLOSED CELL VINYL, OR "TRUEBRO" #103W, WHITE MOLDED VINYL.
 3. FOR HANDICAPPED-ACCESSIBLE WATER CLOSET, FURNISH & INSTALL W/THE FLUSH HANDLE ON THE WIDE SIDE OF THE RESTROOM.
 4. ALL LAVATORIES SHALL BE INSTALLED WITH A THERMOSTATIC MIXING VALVE.

OWNER SUPPLIED, CONTRACTOR INSTALLED

MARK	DESCRIPTION	MANUFACTURER	CATALOG NUMBER	ACCESSORIES	PIPING REQUIREMENTS	REMARKS	APPROVED MANUFACTURER'S	CODE APPROVALS	
WH	WATER HEATER (ELECTRIC)	A.U. SMITH	ENLB-30	(28 GALLONS) 240V, 1Ø, 4.5 KW ELEMENT WITH T & P RELIEF VALVE	-	3/4"	PIPE DRAIN LINE FROM T & P RELIEF VALVE DOWN IN SHELF PAN. SEE DETAIL 5/P2 & 6/P2	NO SUBSTITUTIONS	CSA, ASME RATED, NAECA
STAND	WATER HEATER STAND	HOLDRITE	#40-S-24-U	QUICKSTAND SUPPORTS WATER HEATERS UP TO 100 GALLON OR 1200 LBS. 2 SAFETY CLIPS TO BE ATTACHED TO FLOOR	-	-	SEE DETAIL 5/P2 & 6/P2	NO SUBSTITUTIONS	UPC & IPC
T.E.A.	THERMAL EXPANSION ABSORBER	AMTROL	ST-12	-	-	-	-	NO SUBSTITUTIONS	-

NOTE: WATER HEATER, SHELF AND T.E.A. SHALL BE DIRECT ORDERED AND OR RELEASED FROM THE LISTED ELECTRICAL EQUIPMENT DISTRIBUTOR:
 GRAYBAR GREILLY TEAM
 11866 LACKLAND ROAD
 ST. LOUIS, MO 63146
 GRAYBAR ELECTRIC CO. INC.
 11866 LACKLAND ROAD
 ST. LOUIS, MO 63146
 EMAIL: greilly@graybar.com
 TOLL FREE: (314) 573-2089

SEISMIC RESTRAINTS (ONLY REQUIRED FOR SEISMIC DESIGN CATEGORIES C,D,E,F)

CONTRACTOR TO REFER TO ARCHITECTURAL SHEET G1.1 FOR SEISMIC DESIGN CATEGORY.

IF REQUIRED SEE SEISMIC DETAILS SHEET ME1.

PIPING LEGEND	
— WS —	WATER SERVICE (BELOW GRADE)
— HW —	HOT WATER
— CW —	COLD WATER
— W —	WASTE
— V —	VENT
— V —	WASTE (BELOW GRADE)
— V —	VENT
— V —	WATER HAMMER ARRESTER, SEE SCHEDULE
— V —	FLOOR DRAIN, SEE SCHEDULE
— V —	CLEANOUT (INTERIOR), SEE SCHEDULE
— V —	CLEANOUT (EXTERIOR), SEE SCHEDULE
— V —	BALL VALVE

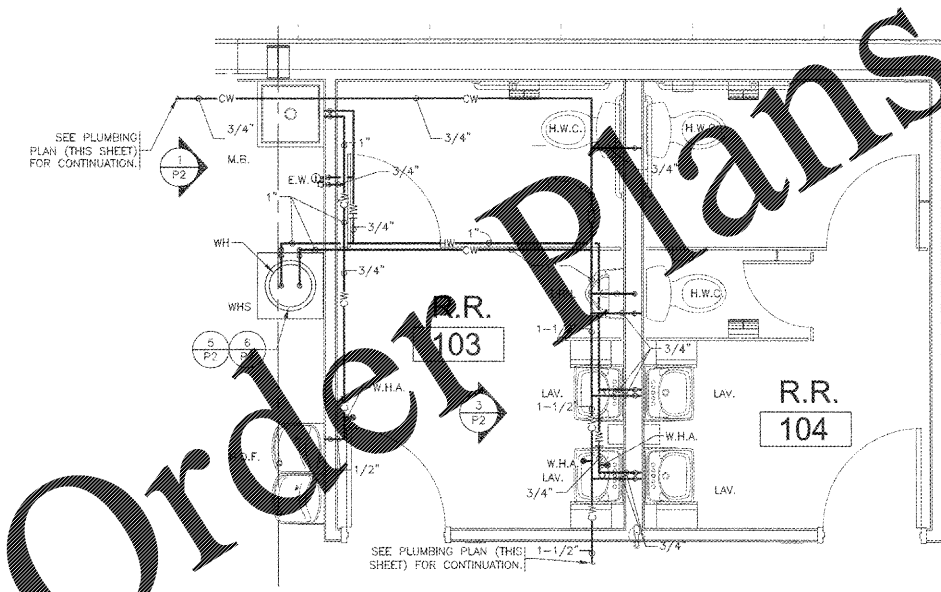

PLUMBING SCOPE OF WORK

CONTRACTOR SHALL INSTALL NEW 1-1/2" WATER SERVICE.
 CONTRACTOR TO INSTALL ALL NEW WATER HEATER AND COLD/HOT WATER LINES FOR NEW PLUMBING FIXTURES IN NEW ENLARGED RESTROOMS.
 EXISTING HOSE BIBB AT OVERHEAD DOOR SHALL REMAIN.
 CONTRACTOR TO INSTALL NEW HOSE BIBB AT SOUTHEAST CORNER ALONG SIDE OF BUILDING.
 CONTRACTOR SHALL PROTECT EXISTING SEWER SERVICE LINE UNDER NEW ADDITION.
 CONTRACTOR SHALL CONNECT NEW SEWER LINES FROM NEW PLUMBING FIXTURES TO EXISTING SEWER LINE AS SHOWN.

PLUMBING DEMO NOTE

CONTRACTOR SHALL REMOVE ALL EXISTING PLUMBING FIXTURES IN EXISTING RESTROOMS AS REQUIRED. CAP WASTE BELOW FLOOR AND REPAIR FLOOR AS REQUIRED. REMOVE SUPPLY BRANCHES AND WATER SERVICE LINE.
 FIELD VERIFY ANY ADDITIONAL EXISTING PLUMBING STUB-UPS THAT NEED SAWCUT AND CAP. BACKFILL TO FINISHED FLOOR ELEVATION.
 CONTRACTOR SHALL REMOVE EXISTING PLUMBING EQUIPMENT NOT IN USE AND ALL ASSOCIATED PIPING COMPLETELY. SEAL ANY EXTERIOR WALL PENETRATIONS.
 REFER TO ARCHITECTURAL FLOOR PLAN FOR ADDITIONAL INFORMATION.

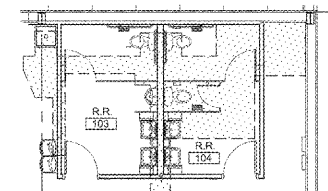
NOTE: SEE THE APPLICABLE PLUMBING CODE FOR MINIMUM WASTE PIPING SLOPE.



SAWCUT

NOTE: REFER TO ARCHITECTURAL FLOOR PLAN FOR ADDITIONAL INFORMATION

NOTE: PLUMBING CONTRACTOR TO REMOVE APPROPRIATE AND NECESSARY SLAB IN THIS AREA. CONTRACTOR TO DEMO THE EXISTING WASTE AND VENT PIPING BELOW SLAB AS REQUIRED. FIELD VERIFY LOCATIONS, LAYOUT AND THE NEW PLUMBING (AS NEEDED) TO EXISTING MAIN SEWER LINE AND REPAIR SLAB TO MATCH EXISTING ELEVATION AND FINISH.



PLUMBING PLAN
 SCALE: 1/8" = 1'-0"

ENLARGED SUPPLY PIPING PLAN
 SCALE: 3/8" = 1'-0"

SAWCUT PLAN
 SCALE: 1/8" = 1'-0"



O'Reilly AUTO PARTS
 CORPORATE OFFICES
 233 SOUTH PATTERSON
 SPRINGFIELD, MISSOURI 65802
 (417) 862-2674 TELEPHONE

PROJECT: BUILDING ADDITION
O'REILLY AUTO PARTS STORE
 1040 SOUTH MCKENZIE STREET
 FOLEY, ALABAMA
PLUMBING PLAN

3355 S. JEFFERSON AVE.
 SPRINGFIELD, MO 65807
 P: 417-862-2900
 F: 417-862-1188
 WWW.O'REILLY.COM



DRAWN BY: CEV
 CHECKED BY: NEG
 DATE: 10/12/18
 REVISION:
 PROJECT NUMBER: FOL-1133
 SHEET NUMBER: P1

P1

Order Plans @ WWW.IDIline.com

DESIGNS, DRAWINGS AND SPECIFICATIONS ARE INSTRUMENTS OF SERVICE AND ARE THE PROPERTY OF THE DESIGN PROFESSIONAL. REPRODUCTION PROHIBITED WITHOUT THE EXPRESSED WRITTEN CONSENT OF THE DESIGN PROFESSIONAL. COPYRIGHT 2018-2019