


POWER AND SIGNAL CONSTRUCTION NOTES:

- COORDINATE RECEPTACLE LOCATIONS AND MOUNTING HEIGHTS WITH MILLWORK AND OWNER.
- PROVIDE 2 DATA LINES AND 1" CONDUIT FOR ALL DATA DROPS UNLESS NOTED OTHERWISE.
- PROVIDE ARC FAULT INTERRUPTING TYPE CIRCUIT PROTECTION FOR ALL RECEPTACLE CIRCUITS IN SLEEPING AREAS.
- CAT6 CABLE TO WAPS SHALL BE YELLOW.
- PROVIDE LADDER RACK WITH SHELF TO WALL IN IT ROOM. COORDINATE EXACT LOCATION WITH OWNER.

POWER AND SIGNAL PLAN KEYS NOTES:

- COORDINATE EXACT LOCATION WITH OWNER.
- INTERLOCK FAN WITH LIGHTS.
- MARK ROOMS NOT FOR STORAGE PER 2017 NEC ARTICLE 110.26.
- COVERED BY FLOOR.
- PROVIDE 4 DATA LINES AND 1" CONDUIT.
- PROVIDE TWO SETS OF THREE (3) - 4" CONDUITS WITH 1" INNER DUCT FROM VAULTS. THREE PER VAULT FOR A TOTAL OF SIX (6) CONDUITS AND PROVIDE NYLON PULL STRING. ALL CONDUIT SHALL BE WATER TIGHT AND FREE OF WATER. ROUTE 3 CONDUITS TO EACH PULL BOX. REFERENCE CIVIL DRAWINGS.
- PROVIDE JUNCTION BOX WITH BLANK COVER PLATE. PROVIDE 1" MINIMUM CONDUIT FROM JUNCTION BOX TO TV BOX. COORDINATE LOCATION WITH OWNER.
- PROVIDE TWO GANG JUNCTION BOX WITH BLANK COVER PLATE FOR FUTURE DOOR BELL. PROVIDE (2) TWO 1" CONDUITS FROM JUNCTION BOX TO ABOVE ACCESSIBLE CEILING. COORDINATE LOCATION WITH OWNER.
- PROVIDE QUADRUPEX RECEPTACLE AT TOP OF RACK. COORDINATE RACK LOCATION WITH OWNER.
- STUB OUT 4" CONDUIT FROM OUTSIDE SLAB TO ABOVE ACCESSIBLE CEILING FOR TOWER TELECOMMUNICATIONS. PROVIDE SWEEPING CONNECTIONS. COORDINATE EXACT LOCATION OF TOWER WITH CIVIL DRAWINGS.
- NOT USED.
- PROVIDE SHUNT TRIP DEVICE FOR ALL CIRCUITS UNDER KITCHEN HOOD. INTERLOCK WITH HOOD SUPPRESSION SYSTEM.
- PROVIDE PLYWOOD ON THREE (3) SIDES OF THIS ROOM.

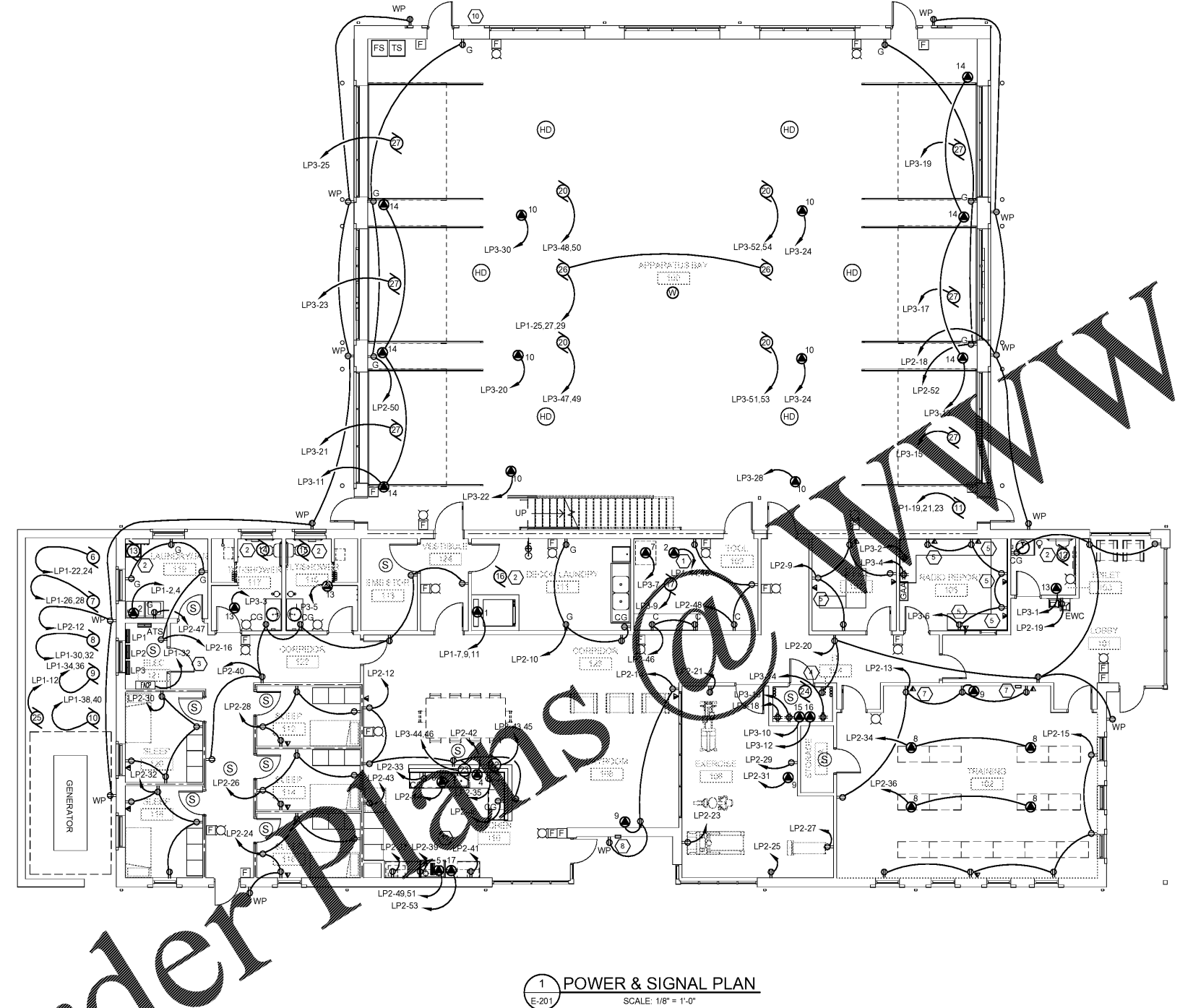


ARCHITECTS SINCE 1980
 JOHNSON, LASCHOB & ASSOCIATES, P.C.
 101 W. GATEWAY BLVD., SUITE 100 • MT. PLEASANT, SC 29566
 TEL: (706) 724-5756 • TEL: (843) 619-4656
 FAX: (706) 724-3935
 WWW.THEJLAGROUP.COM

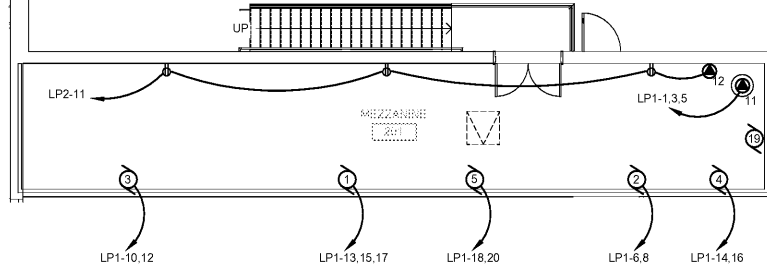
CLIENT: AUGUSTA, GA
 535 TELFAIR STREET, AUGUSTA, GA 30901
 PROJECT NAME: FIRE STATION #3
 PROJECT LOCATION: 2649 GORDON HWY., AUGUSTA, GA 30909

REV	DATE	BY	DESCRIPTION
0	12/21/18	FAK	ISSUED FOR BID

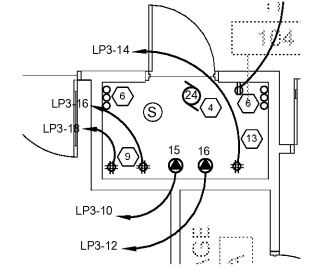
PROJECT NO. 3042.1604
 DRAWN BY: JAP/JFP
 CHECKED BY: FAK
 DATE: 10/18/17
 SHEET TITLE: POWER & SIGNAL PLAN
 SCALE: AS NOTED
 DRAWING NO. E-201
 REV. 0



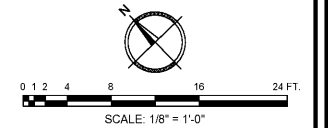
1 POWER & SIGNAL PLAN
 E-201 SCALE: 1/8" = 1'-0"



2 MEZZANINE POWER & SIGNAL PLAN
 E-201 SCALE: 1/8" = 1'-0"



3 ENLARGED IT CLOSET
 E-201 SCALE: 1/4" = 1'-0"



Order Plans

WWW.LDILLING.COM

This document is the property of Johnson, Laschober & Associates, P.C. The unauthorized reproduction, copying or otherwise use of this document is strictly prohibited and any infringement thereupon may be subject to legal action.