

1


2

3

4

POTABLE WATER PIPING NOTES:

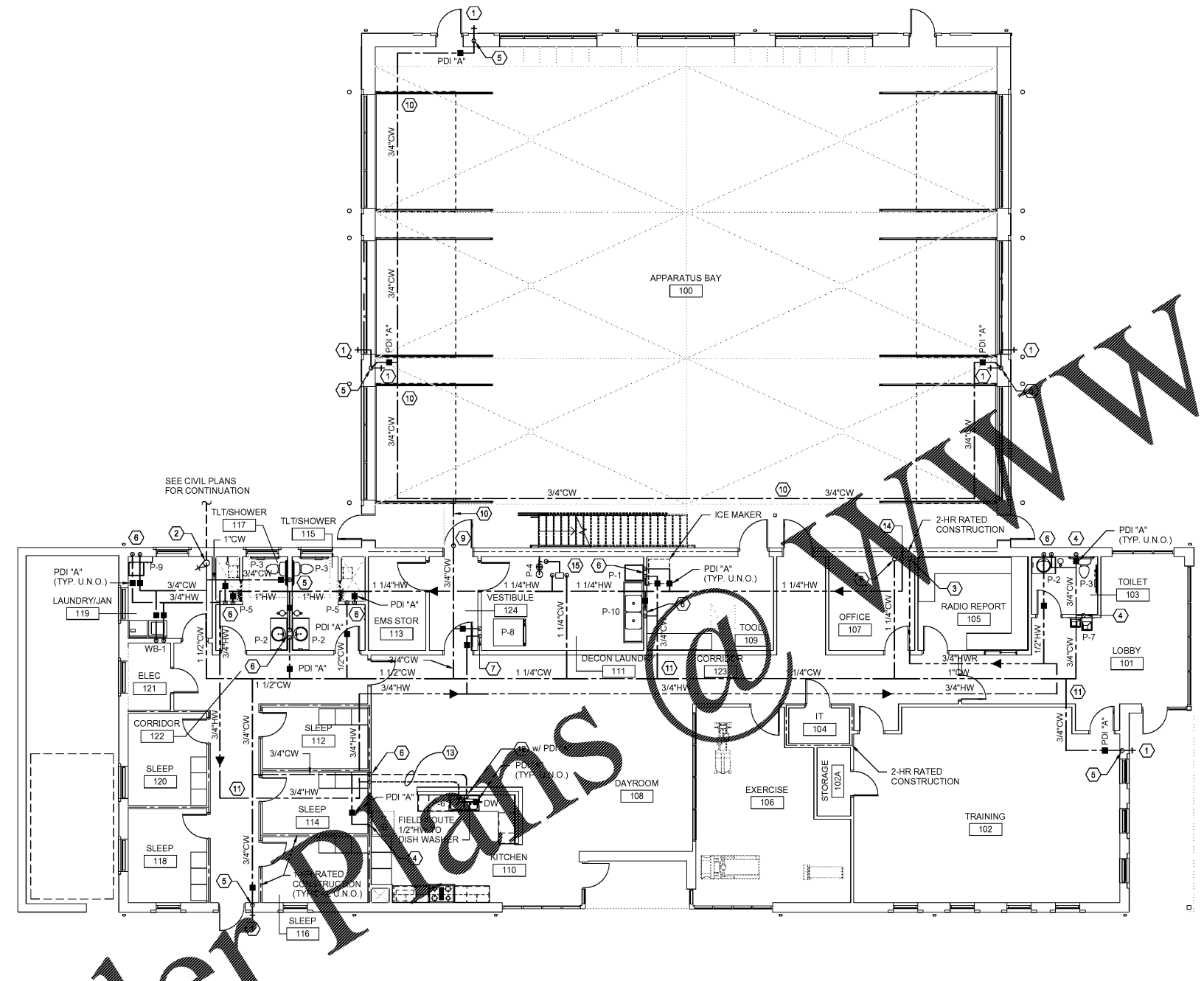
- ① - 3/4"-WH
- ② - 1 1/2" WATER UP THRU SLAB w/ SLEEVE (COORDINATE w/ GENERAL CONTRACTOR) PROVIDE SHUT-OFF VALVE AND PRESSURE REDUCING VALVE.
- ③ - 3/4"HW UP TO MEZZANINE
- ④ - 1/2"CW DOWN
- ⑤ - 3/4"CW DOWN
- ⑥ - 1/2"CW & HW DOWN
- ⑦ - 3/4"CW & HW DOWN, STUB 3/4"CW & HW THRU WALL WITH SHUT-OFF VALVES. (INSTALL PER MANUFACTURER'S RECOMMENDATIONS)
- ⑧ - 1 1/4"CW UP TO MEZZANINE
- ⑨ - 3/4"CW UP
- ⑩ - ROUTE POTABLE WATER PIPING AS SHOWN
- ⑪ - POTABLE WATER PIPING IS LOCATED IN CEILING SPACE. (TYPICAL U.N.O.)
- ⑫ - 1/2"CW & HW UP
- ⑬ - 1/2"CW & HW (UNDER SLAB)
- ⑭ - 1 1/4"HW FROM MEZZANINE
- ⑮ - 1 1/4"CW & HW DOWN TO SERVE TEMPERING VALVE FOR SAFETY SHOWER



CLIENT: AUGUSTA, GA
535 TELFAIR STREET, AUGUSTA, GA 30601

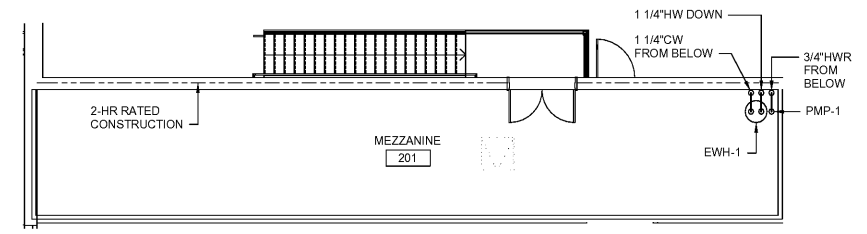
PROJECT NAME: **FIRE STATION #3**

PROJECT LOCATION: 2649 GORDON HWY., AUGUSTA, GA 30609

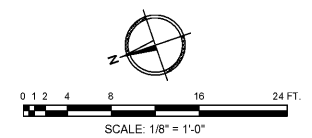


NOTE:
SEE PLUMBING FIXTURE SCHEDULE
FOR INDIVIDUAL FIXTURE RUN-OUT SIZES.

① POTABLE WATER PIPING PLAN
P-201 SCALE: 1/8" = 1'-0"



② MEZZANINE POTABLE WATER PIPING PLAN
P-201 SCALE: 1/8" = 1'-0"



REV	DATE	BY	DESCRIPTION
0	12/27/18	MNB	ISSUED FOR BID

PROJECT NO.	3042.1604
DRAWN BY:	WBR
CHECKED BY:	MNB
DATE:	10/18/17
SHEET TITLE:	
POTABLE WATER PIPING PLANS	
SCALE:	AS NOTED
DRAWING NO.	REV.
P-201	0

Order Plans

www.LDILine.com

This document is the property of Johnson, Laschober & Associates, P.C. The unauthorized reproduction, copying or otherwise use of this document is strictly prohibited and any infringement thereupon may be subject to legal action.