

WASTE PIPING NOTES:

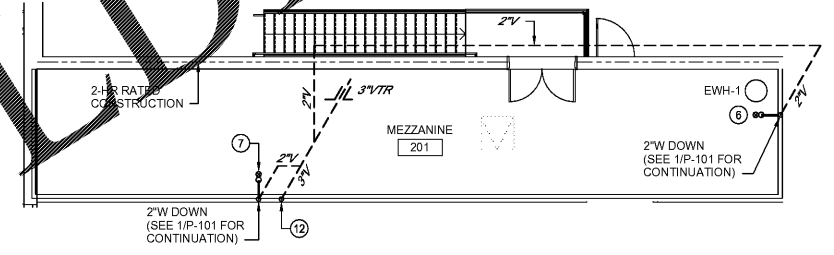
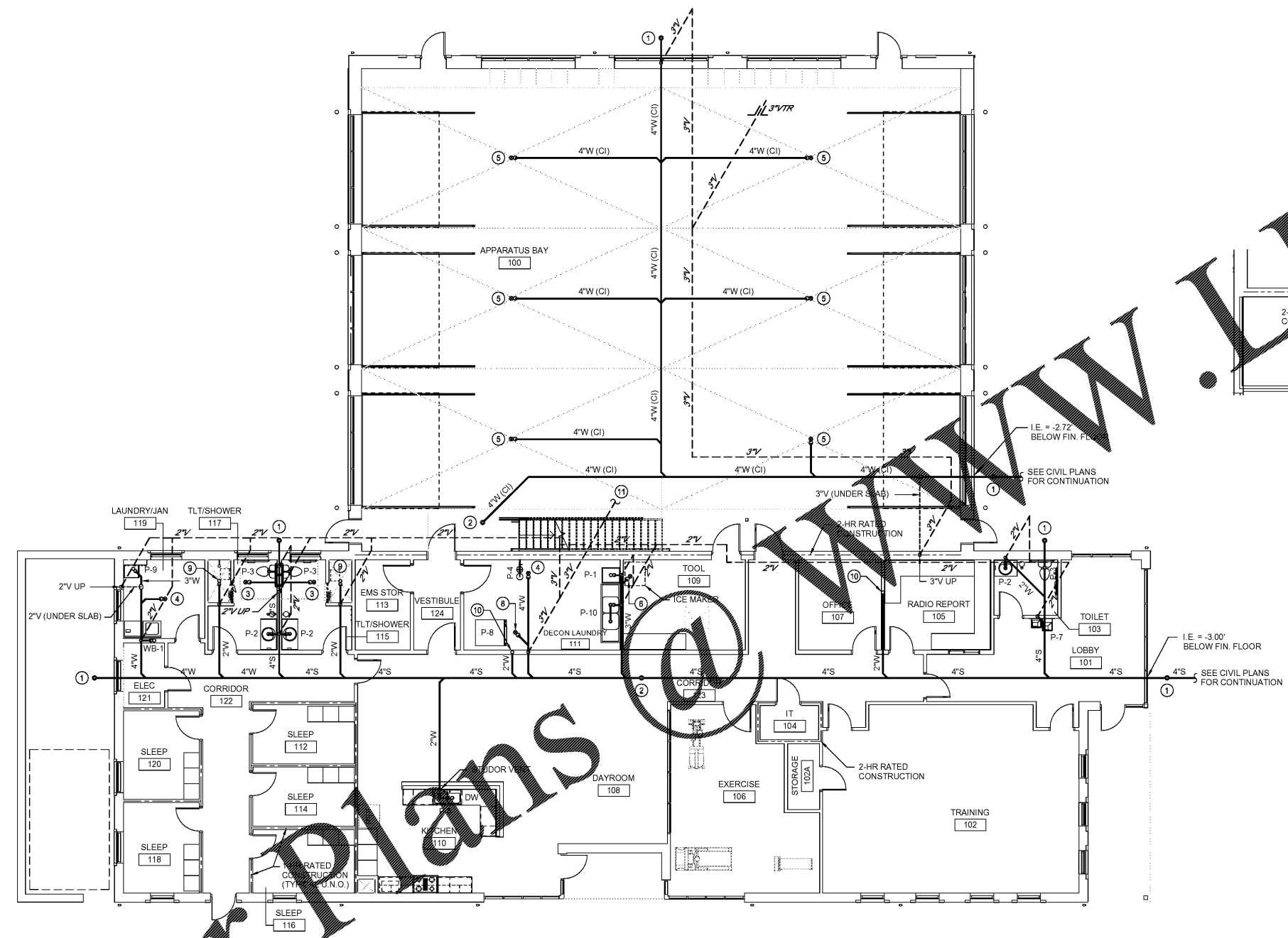
- ① - 4"-GCO
- ② - 4"-FCO
- ③ - 3"-FD-2
- ④ - 4"-FD-2
- ⑤ - 4"-FD-1 (APPARATUS BAYS)
- ⑥ - 2"-FD-2
- ⑦ - 2"-HD
- ⑧ - 4"-FD-2 (INSTALL PER MANUFACTURERS RECOMMENDATIONS)
- ⑨ - 2"-SD
- ⑩ - 2"W FROM MEZZANINE (SEE 2/P-101 FOR CONTINUATION)
- ⑪ - 3"V UP (SEE 2/P-101 FOR CONTINUATION)
- ⑫ - 3"V FROM BELOW (SEE 1/P-101 FOR CONTINUATION)

THE J L GROUP ARCHITECTS, INC.  
ESTABLISHED 1980  
JOHNS L. SCHOBBER & ASSOCIATES, P.C.  
ATLANTA, GA • MT. PLEASANT, SC  
TEL: (706) 724-5756 • TEL: (843) 619-4656  
FAX: (706) 724-3935  
WWW.THEJLAGROUP.COM

CLIENT: AUGUSTA, GA  
535 TELFAIR STREET, AUGUSTA, GA 30901

PROJECT NAME: **FIRE STATION #3**

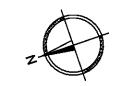
PROJECT LOCATION: 2649 GORDON HWY., AUGUSTA, GA 30909



② MEZZANINE WASTE PIPING PLAN  
SCALE: 1/8" = 1'-0"

NOTES:  
1. SEE PLUMBING FIXTURE SCHEDULE FOR INDIVIDUAL FIXTURE RUN-OUT SIZES.  
2. PLUMBING CONTRACTOR SHALL COORDINATE UNDERGROUND PIPING WITH STRUCTURAL COLUMN AND FOOTING LOCATIONS. REROUTE PIPING AS NECESSARY TO AVOID INTERFERENCES.

① WASTE PIPING PLAN  
SCALE: 1/8" = 1'-0"



SCALE: AS NOTED  
DRAWING NO. P-101 REV. 0

REV	DATE	BY	DESCRIPTION
0	12/27/18	MNB	ISSUED FOR BID

PROJECT NO. 3042.1604  
DRAWN BY: WBR  
CHECKED BY: MNB  
DATE: 10/18/17

SHEET TITLE:  
**WASTE PIPING PLANS**

SCALE: AS NOTED  
DRAWING NO. P-101 REV. 0

Order Plans

WWW.LDILine.com

This document is the property of Johnson, Lascobber & Associates, P.C. The unauthorized reproduction, copying or otherwise use of this document is strictly prohibited and any infringement thereupon may be subject to legal action.