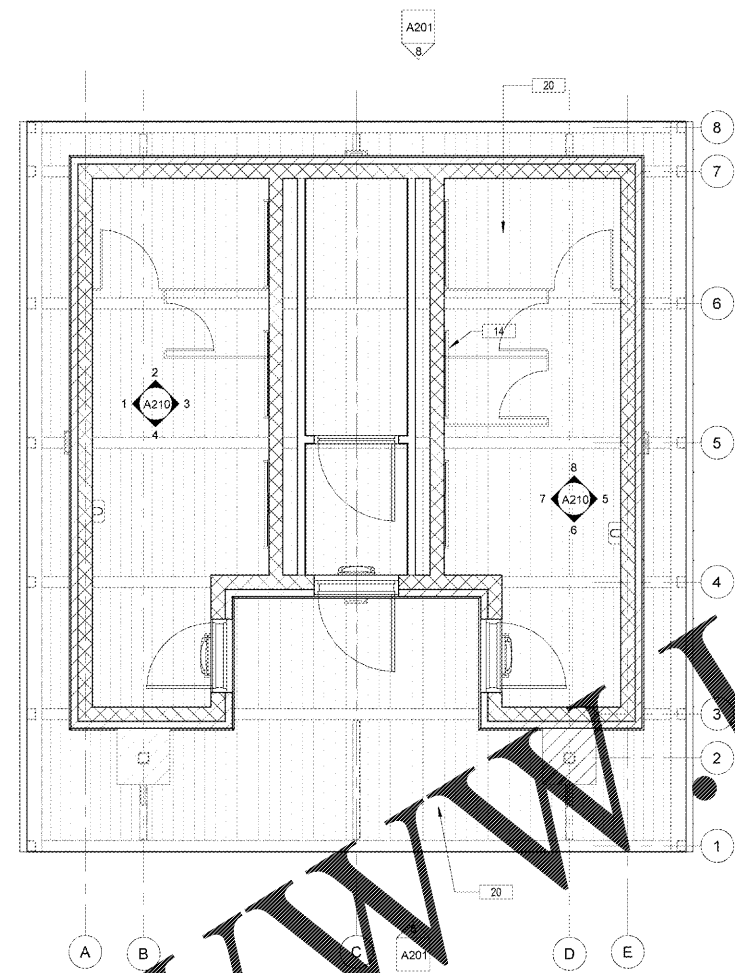



1 FLOOR PLAN
 1/4" = 1'-0"



2 REFLECTED CEILING PLAN
 1/4" = 1'-0"



3 ROOF PLAN
 1/4" = 1'-0"

KEYNOTE LEGEND	
KEYNOTE VALUE	KEYNOTE TEXT
7	FIRE EXTINGUISHER AS REQUIRED BY CODE AND AUTHORITY HAVING JURISDICTION. MOUNTED @ 40" A.F.F.
8	HOSE BIBB IN RECESSED LOCK BOX. SEE PLUMBING.
14	WALL MOUNTED LIGHT FIXTURE. SEE ELEC.
20	STAINED EXPOSED WOOD DECKING
37	FIRE-FINISH CURVED STANDING SEAM METAL ROOF @ 16" O.C. ON 30 LBS ROOFING FELT ON 7/16" OSB BOARD ON 3" POLYISO INSUL ON 3/8" WOOD DECKING. STANDING SEAM TO BE EQUALLY SPACED FROM ROOF EDGES.
40	HDPE (HIGH-DENSITY POLYETHYLENE) TOILET PARTITIONS W/ COAT HOOKS AND ANTI GRIP SUPPORT.
68	FLOOR DRAIN WITH TRAP GUARD. SEE PLUMB. PLANS.
70	PROVIDE RED BRICK PAVERS TO MATCH EXISTING SITE. BRICK TO BE OVER PAVER SET, POLYMERIC SAND AS RECOMMENDED BY PAVER MFR. OVER 4" CONCRETE SUBSTRATE.
71	PROVIDE TAN/BROWN PAVERS EDGE BAND TO MATCH EXISTING SITE. BRICK TO BE OVER PAVER SET, POLYMERIC SAND AS RECOMMENDED BY PAVER MFR. EDGE PAVERS TO BE MORTAR IN PLACE.
72	BUILD A NON-LOAD BEARING WALL WITH 2X4'S @ 24" O.C. AND SHEATH OUTSIDE FACE WITH 1/2" OSB WOOD PANEL TO PROTECT PLUMBING LINES. NO NEED TO PAINT THIS GUARD WALL.

NO.	DATE	DESCRIPTIONS	BY
ISSUES / REVISIONS			

Project:
MAIN STREET RESTROOMS
 Project Address:
 NORTHEAST QUADRANT OF COLLEGE AND MAIN ST
 FOREST PARK, GA 30257

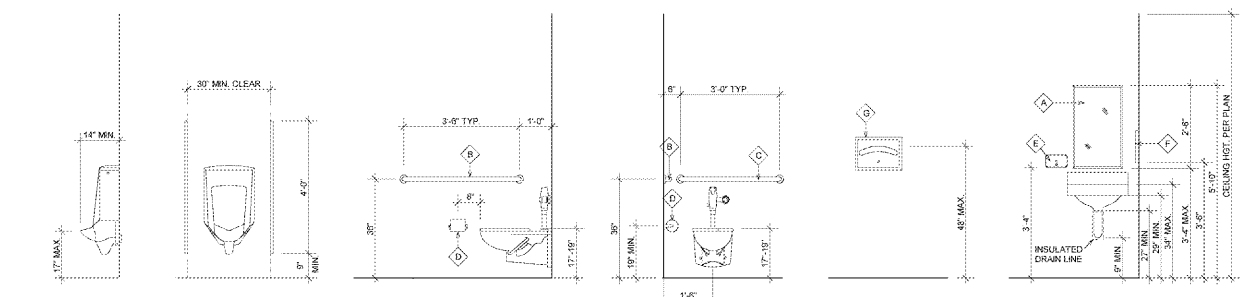
Drawing Title:
FLOOR, RCP, AND ROOF PLANS

Drawing Status:
RELEASED FOR CONSTRUCTION

Scale: As indicated Drawn by: JA Reviewed by: JA
 Date/Time Printed: 2/7/2019 2:43:00 PM
 Date: 02.08.2019 Project number: 18031

Drawing:
A120

TOILET ACCESSORIES SCHEDULE			
TYPE MARK	Manufacturer	Model	DESCRIPTION
A	Bobrick	B-293 1830	Stainless Steel ADA Compliant Mirror
B	Bobrick	B-655	Grab Bar
C	Bobrick	B-806-3	Grab Bar
D	Bobrick Washroom Equipment, Inc.	B-1255	Surface-Mounted Multi-Roll Toilet Tissue Dispenser
E	Bobrick Washroom Equipment, Inc.	B-1012	Contum Series Surface Mounted Soap Dispenser - ADA Mounted Height
F	Bobrick Washroom Equipment, Inc.	B-262 Classic Series	Surface-Mounted Paper Towel Dispenser - ADA Mounted Height
G	Bobrick Washroom Equipment, Inc.	B-221	Classic Series Surface Mounted Seat Cover Dispenser
H	Excel Dryer, Inc.	Xlerator XL-SB	Automatic sensor hand dryer - Stainless Steel Cover
I	Bradley	Bradmar Partitions	HDPE Toilet Partitions - Anti Grip Overhead Braced, Coat Hooks
J	Bradley		Urinal Screen Stainless Steel Mounted to floor and ceiling
K	Bobrick Washroom Equipment, Inc.	KB110-SSiWM	Horizontal Wall Mounted Stainless Steel Finish Baby Changing Station
L	Bobrick Washroom Equipment, Inc.	B-254	Surface-Mounted Sanitary Napkin Disposal



4 MOUNTING HEIGHTS
 3/8" = 1'-0"

- NOTES:
- EXPOSED PIPE AND SURFACES: HOT WATER AND DRAINAGE PIPES UNDER LAVATORIES OR SINKS SHALL BE INSULATED OR OTHERWISE PROTECTED. THERE SHALL BE NO SHARP OR ABRASIVE SURFACES UNDER LAVATORIES OR SINKS.
 - PROVIDE SOLID BLOCKING AT WALL HUNG ACCESSORIES.
 - ALL ADA ACCESSIBLE PLUMBING FIXTURES AND ACCESSORIES SHALL BE MOUNTED ACCORDING TO THE 2010 ADA STANDARDS. RECESSED ALL ACCESSORIES AS REQUIRED.
 - REFER TO PLUMBING DRAWINGS FOR PLUMBING FIXTURES SPECIFICATIONS.
 - REFER TO PLAN VIEW FOR ACCESSORY PLACEMENTS.

WALL LEGEND	
	8" CMU WALL (U.N.O.). ALL EXTERIOR CMU CORES ADJACENT TO OCCUPIED SPACES SHALL BE CORE FOAM INSULATED. CMU SHALL BE SMOOTH FACE (PAINTED) AT ALL OCCUPIED INTERIOR WALLS. ALL VERTICAL EXPOSED CORNERS AROUND DOOR AND WINDOW FRAMES SHALL BE FACTORY ROUNDED.
	ONE HR. RATED CMU WALL (UL# U305 ABV. CLG. TO UNDERSIDE OF ROOF DECK) SEAL ALL PENETRATIONS AS REQUIRED.
	4" BRICK VENEER ON 8" CMU WALL. SEE ELEVATIONS.

Order Plans @ www.LDOnline.com