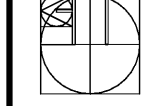




REVISION DATE

ELLSWORTH ARCHITECTS
3136 LANIER DRIVE
ATLANTA, GEORGIA 30319
PHONE: 404.949.9351



PRO BUILDING SYSTEMS
DESIGN BUILD CONTRACTORS

3678 North Peachtree Road
Atlanta, Georgia 30341
(770) 455-1791 / Fax 455-4123
www.probdgsystems.com

GINN CHRYSLER - DODGE - RAM AND JEEP
1-20 ACCESS ROAD
COVINGTON GEORGIA 30040

DATE: 11.06.2018

SCALE: AS SHOWN

BY: GD

JOB ID:

SECOND FLOOR ELECTRICAL PLANS
DRAWING TITLE

E2.2

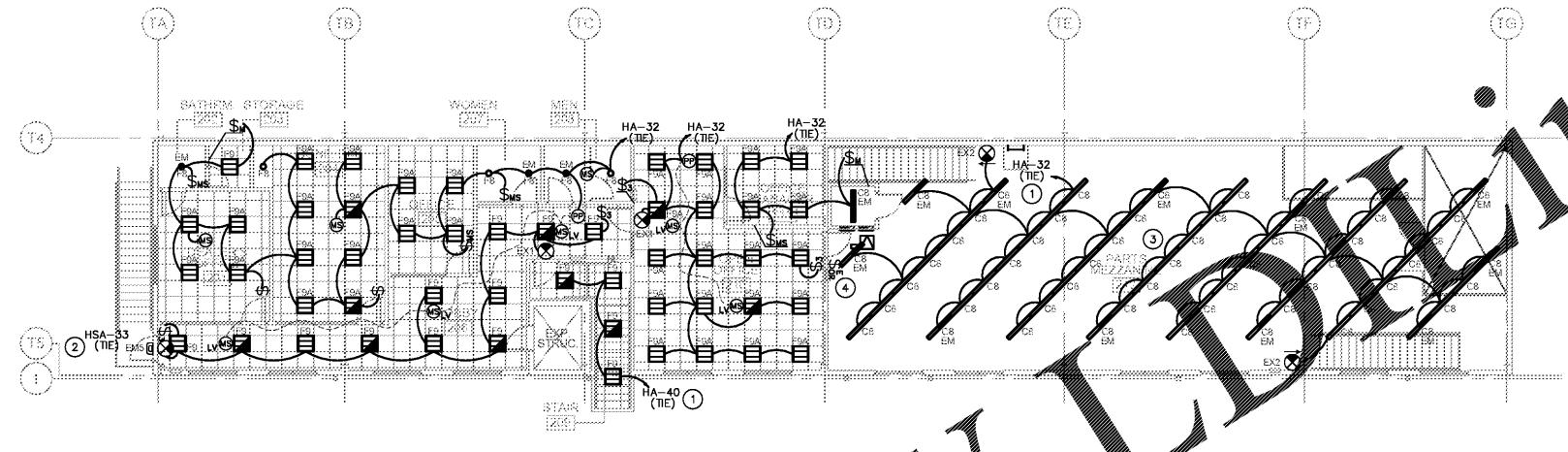
SHEET 6 OF 14

OVERRIDE SWITCH SCHEDULE			
SWITCH CONTROL AREA	# BUTTONS	BUTTON DESCRIPTION	BRANCH CIRCUITS CONTROLLED
PARTS	2	PARTS SPARE *	H10A-32,34

NOTE:
REFER TO FLOOR PLAN FOR SWITCH QUANTITIES AND LOCATIONS.

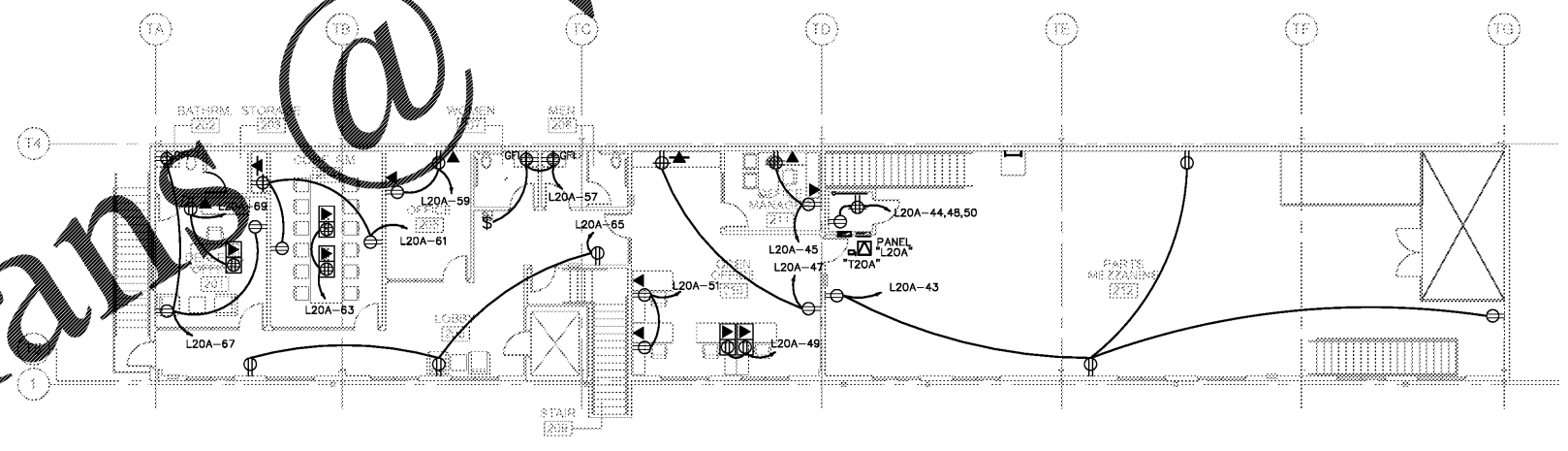
- PROVIDE MASTER BUTTON FOR ENTIRE BUILDING CONTROL (ALL INTERIOR SWITCHED LIGHTING BRANCH CIRCUITS TO BE TURNED OFF) AT SWITCH LOCATION THAT IS ADJACENT TO ALARM KEYPAD. COORDINATE EXACT LOCATION OF KEYPAD WITH ALARM CONTRACTOR AND/OR OWNER.

- KEY NOTES
- WIRE CIRCUIT THRU LIGHTING CONTROL RELAY PANEL "RPOA". WIRE EMERGENCY / EXIT / NIGHT LIGHTS / LOCALLY CONTROLLED AREAS AHEAD OF RELAY. REFER TO OVERRIDE SWITCH SCHEDULE THIS SHEET.
 - WIRE CIRCUIT THRU LIGHTING CONTROL RELAY PANEL "RPSA". WIRE EMERGENCY / EXIT / NIGHT LIGHTS / LOCALLY CONTROLLED AREAS AHEAD OF RELAY. REFER TO OVERRIDE SWITCH SCHEDULE THIS SHEET.
 - COORDINATE ALL LIGHTING IN PARTS AREA WITH PARTS BIN SUPPLIER AND INSTALLER PRIOR TO ROUGH IN. LIGHTING TO BE CENTERED IN PARTS BIN ROWS.
 - PROPOSED LOCATION OF RELAY PANEL OVERRIDE SWITCH. REFER TO SWITCH SCHEDULE THIS SHEET FOR ASSIGNED LIGHTING CONTROL ZONES.



1 SECOND FLOOR LIGHTING PLAN
E2.2 3/32"=1'-0"

- KEY NOTES
- DISCONNECTING MEANS MOUNTED ADJACENT TO ELECTRIC WATER COOLER CHILLER. COORDINATE LOCATION WITH PLUMBING DRAWING.
- GENERAL NOTE
- CONTRACTOR SHALL COORDINATE FINAL LOCATIONS OF FLOOR BOXES AND CONDUIT STUB-UPS PRIOR TO ROUGH-IN. REFER TO ARCHITECTURAL DOCUMENTS AND SITE SPECIFIC FURNITURE INFORMATION.
 - VISIBLE EXPOSED CONDUIT AND SURFACE MOUNTED ELECTRICAL BOXES AT CONDUIT STUB-UP LOCATION SHALL NOT BE ACCEPTABLE. ENSURE STUB-UPS ARE EITHER BELOW REMOVABLY ACCESSIBLE FURNITURE PANELS OR CONCEALED FROM VIEW ADJACENT TO FURNITURE PANELS MINIMUM 18" FROM ONE SIDE OF FURNITURE.
 - RECESSED FLOOR BOXES SHALL BE LOCATED BENEATH FURNITURE FROM WHICH ELECTRICAL DEVICES, CORDS AND PLUGS WILL CONNECT. BOXES SHALL NOT BE LOCATED IN AREAS BELOW FURNITURE DEDICATED FOR CABLE SHOES. THESE BOXES MUST BE LOCATED ADJACENT TO FURNITURE TO ENSURE THAT EXPOSED CORDS DO NOT EXCEED 8" FROM RECESSED PLUGS IN FURNITURE.



2 SECOND FLOOR POWER PLAN
E2.2 3/32"=1'-0"

PROMUS
SCOTT MERIWETHER, P.E.
GEORGIA LICENSE #30780
518 BLACK CANYON PARK
CANTON, GA 30114
PROJECT MANAGER: GEORGE DAVIDOV
PHONE 678.246.5146