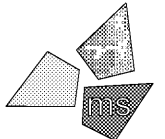


Issued:	Date:
A Client Review Set	02/15/19
B Bid Set	03/08/19
C	
D	
Revisions:	Date:
1	
2	
3	
4	
5	
6	
7	
8	

DO NOT SCALE PLANS
 Copying, Printing, Software and other processes required to produce these prints can stretch or shrink the actual paper or layout. Therefore, scaling of this drawing may be inaccurate. Contact us consultants with any need for additional dimensions or clarifications.



ms consultants, inc.
 engineers, architects, planners
 920 Main Campus Drive
 Suite 430
 Raleigh, NC 27606-5213
 (919)-772-5565
 fax: (919)-779-2308

DRAWN BY: JMM

REVIEWED BY: KFF

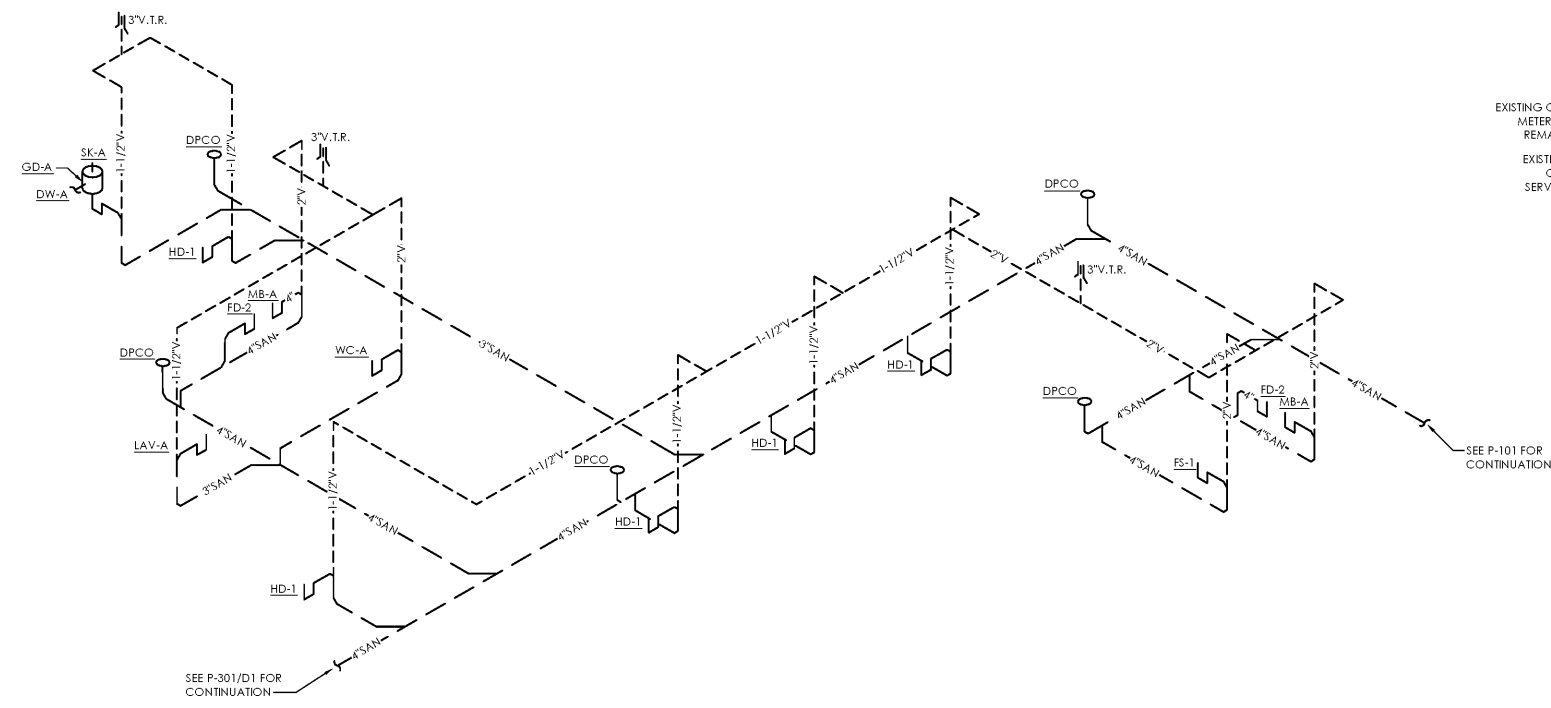
Seal

ENGINEER FIRM LICENSE #C-3239
 PROFESSIONAL OF RECORD:
 DANIEL E. DOWLER No. 042448
 EXP. DATE: 12/31/2019

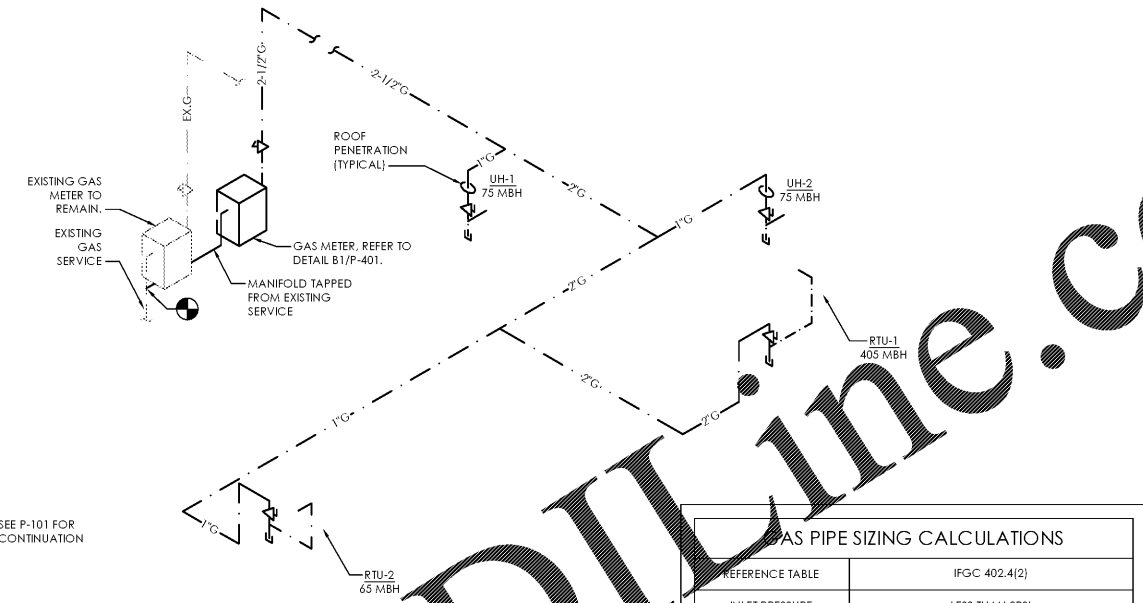


ALDI Inc. Store #: 59
 Cary, NC
 1315 Kildaire Farm Rd
 Cary, NC 27511
 Wake County
 Project Name & Location:

Plumbing Isometrics Drawing Name:	
Prototype Rls.	Project No.
	40452-25
Type: v7.1	
	P-301
Scale: As Noted	Drawing No.

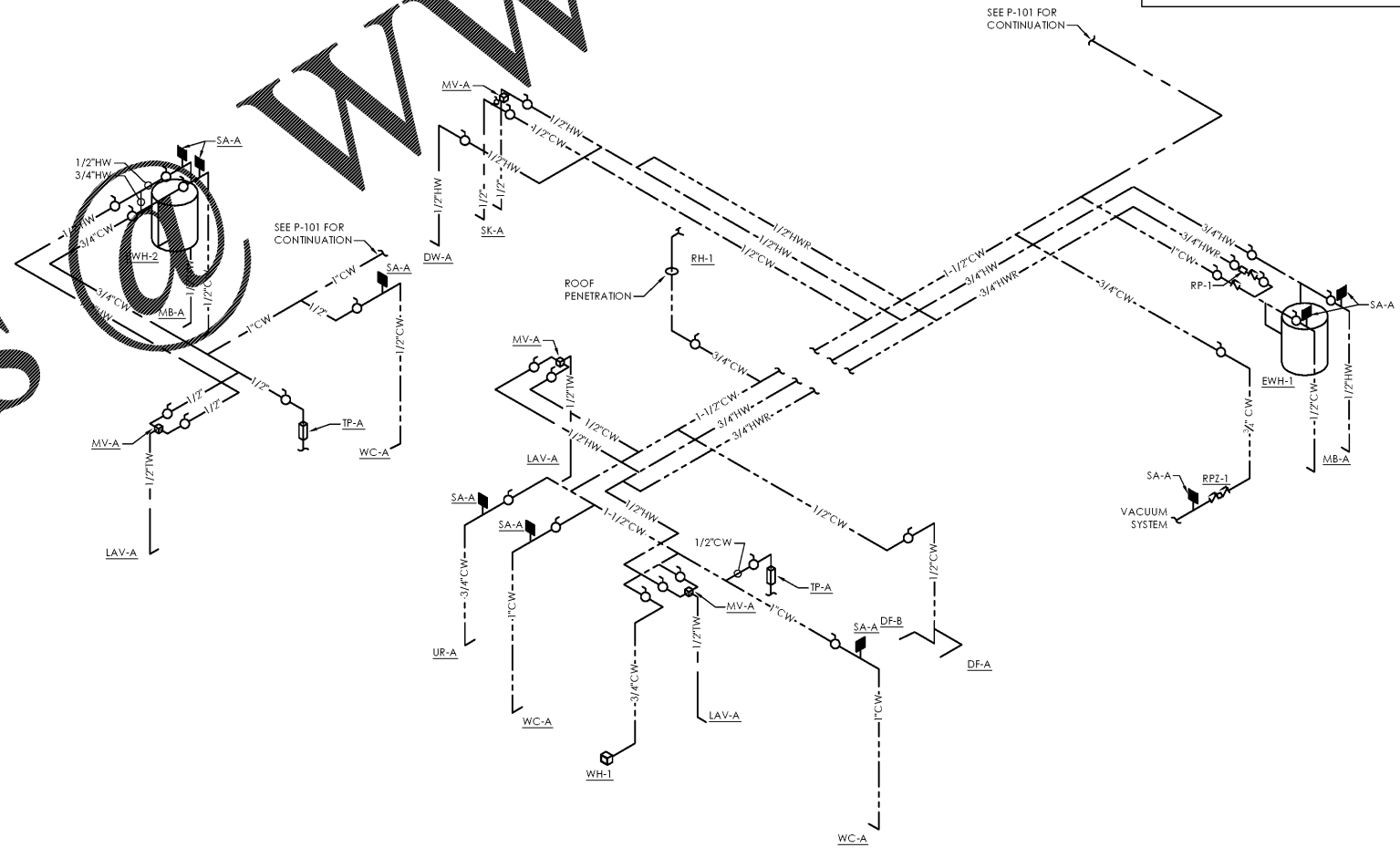


D2 Sanitary Isometric Diagram (Back Room)
NO SCALE

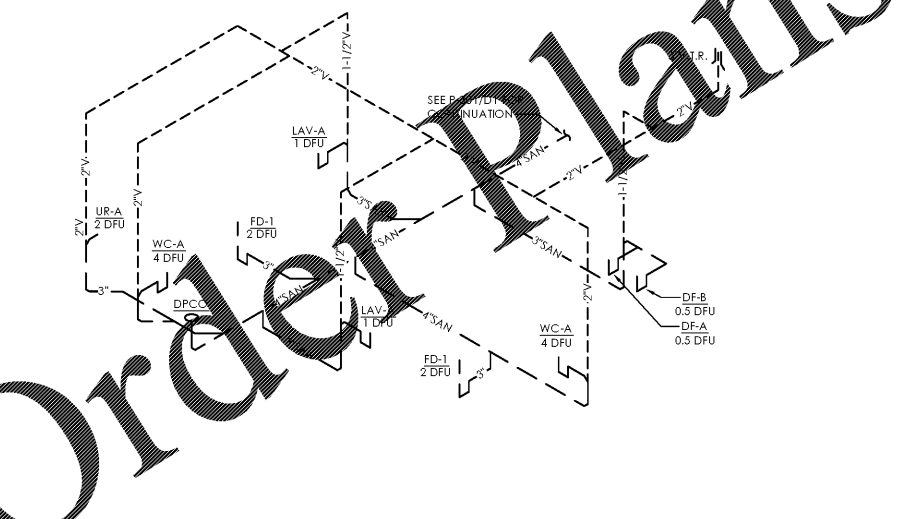


B2 Gasometric Diagram
NO SCALE

GAS PIPE SIZING CALCULATIONS			
REFERENCE TABLE	IFGC 402.4(2)		
INLET PRESSURE	LESS THAN 2PSI		
PRESSURE DROP	0.5 IN. W.C.		
SPEC. GRAVITY	0.60		
LONGEST RUN	~350'		
TOTAL LOAD	620		
EQUIPMENT	TAG	LOAD (MBH)	PIPE SIZE
ROOFTOP UNIT	RTU-1	405	2"
ROOFTOP UNIT	RTU-2	65	1"
UNIT HEATER	UH-1	75	1"
UNIT HEATER	UH-2	75	1"
MAIN	-	620	2-1/2"



B1 Domestic Water Isometric Diagram
NO SCALE



D1 Sanitary Isometric Diagram (Office Area)
NO SCALE

Order Plans