

Issued:	Date:
A Client Review Set	02/15/19
B Bid Set	03/08/19
C	
D	

Revisions:	Date:
1	
2	
3	
4	
5	
6	
7	
8	


DO NOT SCALE PLANS
 Copying, Printing, Software and other processes required to produce these prints can stretch or shrink the actual paper or layout. Therefore, scaling of this drawing may be inaccurate. Contact us consultants with any need for additional dimensions or clarifications.

ms consultants, inc.
 engineers, architects, planners
 920 Main Campus Drive
 Suite 430
 Raleigh, NC 27606-5213
 (919)-772-5565
 fax: (919)-779-2308

DRAWN BY: MEM/BMT

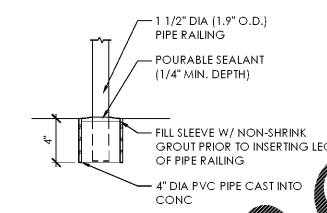
REVIEWED BY: NAL/CMB

Seal

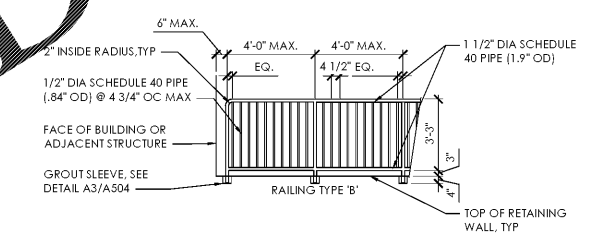


ALDI Inc. Store #: 59
 Cary, NC
 1315 Kildaire Farm Rd
 Cary, NC 27511
 Wake County
 Project Name & Location:

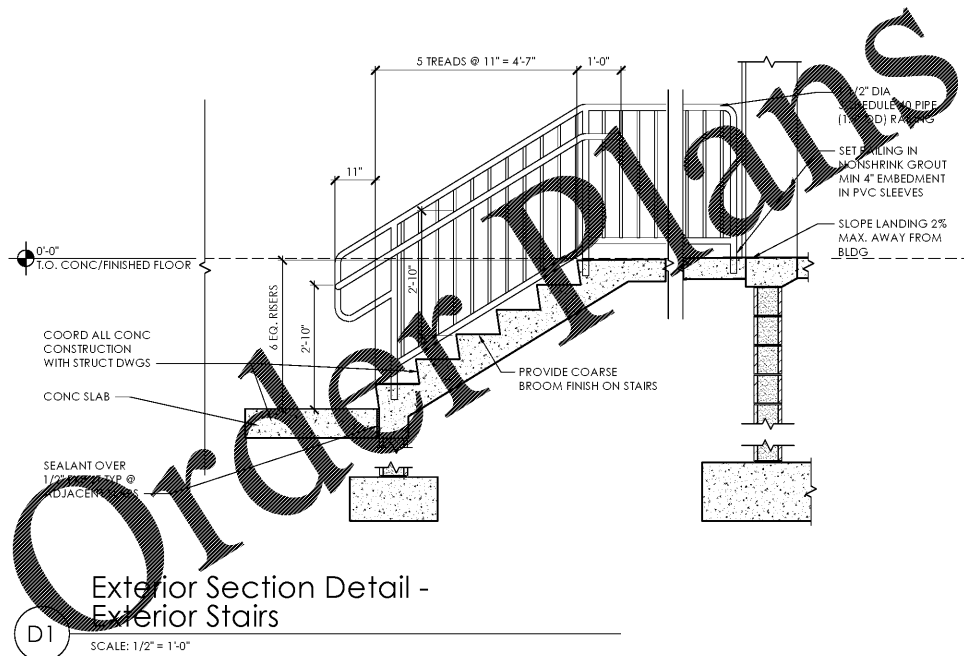
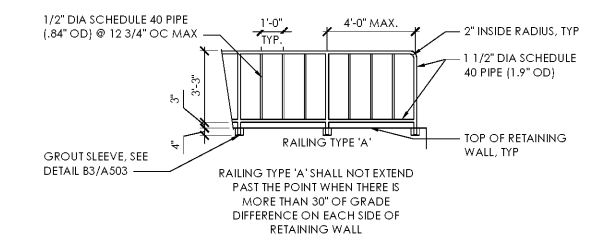
Drawing Name:	
Prototype Rls.	Project No.
	40452-25
Type: V7.1	
	A-504
Scale: As Noted	Drawing No.



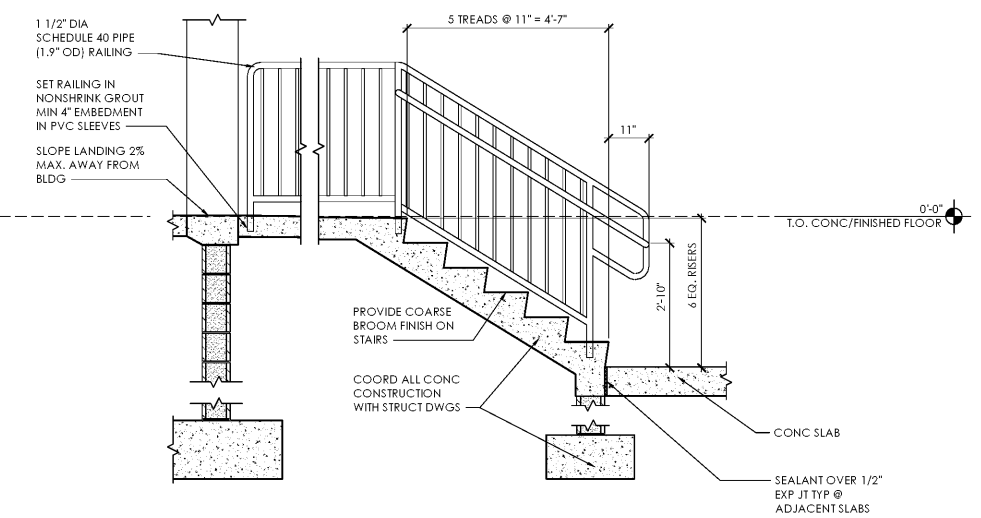
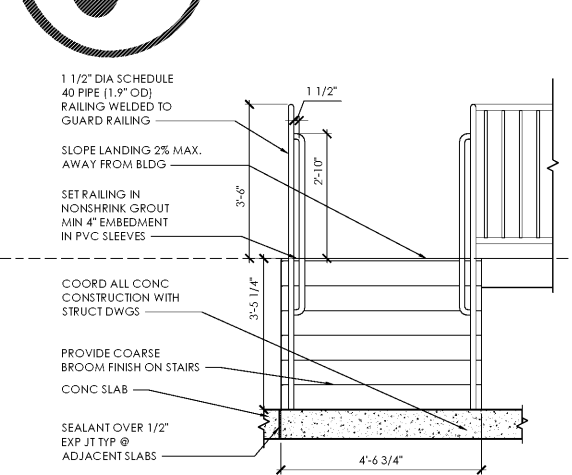
A3 Exterior Detail - Railing Post Base
 SCALE: 1/4" = 1'-0"



A2 Exterior Detail - Railing Types
 SCALE: 1/4" = 1'-0"



D1 Exterior Section Detail - Exterior Stairs
 SCALE: 1/2" = 1'-0"



Plot Date: 3/7/2019