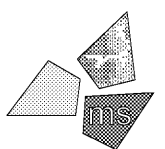


NOTE:
REFER TO DRAWING A-603
FOR ALL FINISH CALL-OUTS

Issued:	Date:
A Client Review Set	02/15/19
B Bid Set	03/08/19
C	
D	
Revisions:	Date:
1	
2	
3	
4	
5	
6	
7	
8	

DO NOT SCALE PLANS
Copying, Printing, Software and other processes required to produce these prints can stretch or shrink the actual paper or layout. Therefore, scaling of this drawing may be inaccurate. Contact us consultants with any need for additional dimensions or clarifications.

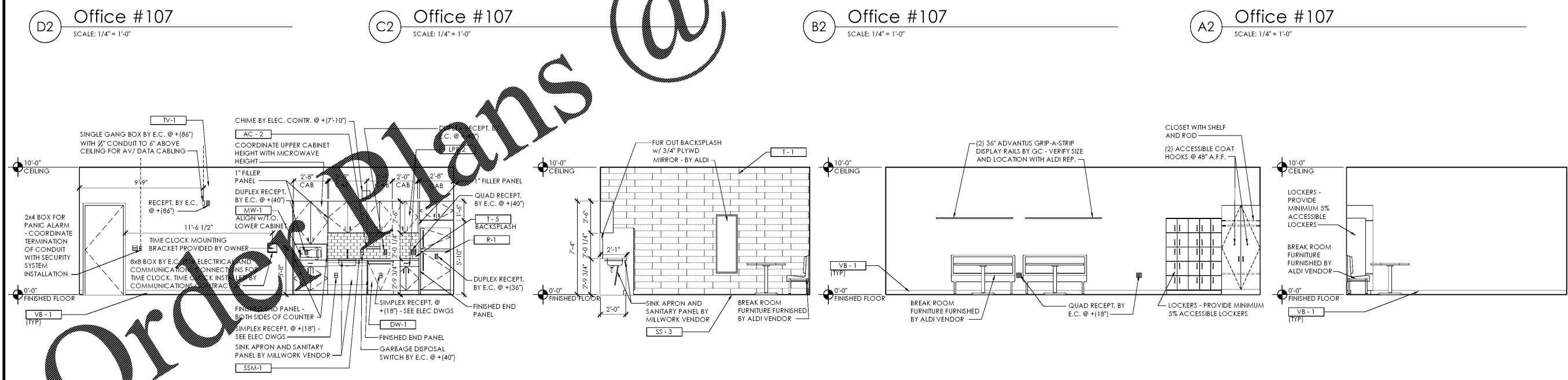
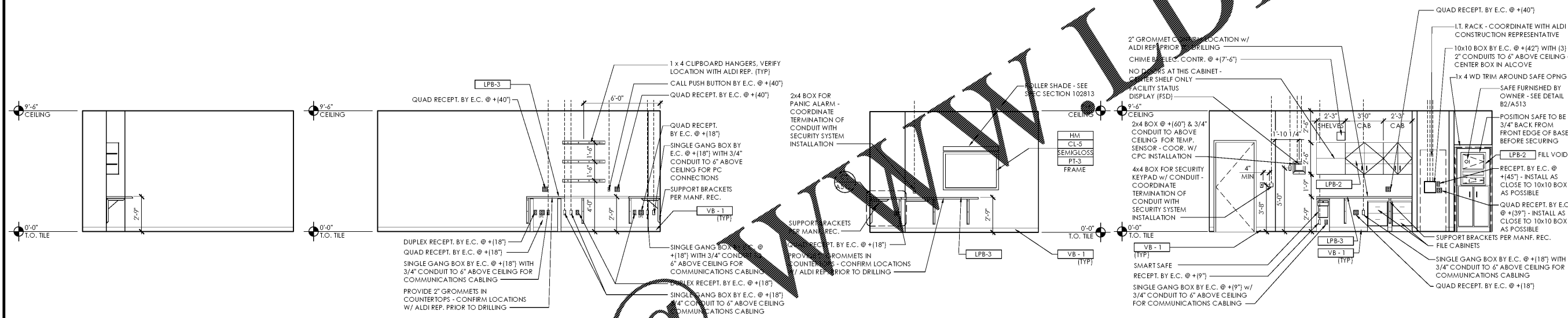


ms consultants, inc.
engineers, architects, planners
920 Main Campus Drive
Suite 430
Raleigh, NC 27606-5213
(919)-772-5565
fax: (919)-779-2308

DRAWN BY: MEM/BMT

REVIEWED BY: NAL/CMB

Seal



ALDI Inc. Store #: 59
Cary, NC
1315 Kildaire Farm Rd
Cary, NC 27511
Wake County
Project Name & Location:

Interior Elevations Drawing Name:	
Prototype Rls.	Project No.
	40452-25
Type: v7.1	
	A-216
Scale: As Noted	Drawing No.

Plot Date: 3/7/2019