

**PLUMBING SPECIFICATIONS & PRODUCTS**

**SPECIFICATIONS**

**EXISTING CONDITIONS**

The Contractor shall fully coordinate with all existing conditions within 30 days of start of construction and advise if changes to the Construction Documents are required. Such changes identified as necessary after this time period shall be provided at no additional cost to the Owner.

**COMPLETE SYSTEMS**

The Contractor shall provide complete and fully functional Plumbing systems. Products on the Construction Documents but deemed necessary shall be brought to the Owner's attention within 30 days of start of construction. Products deemed necessary after this time period shall be provided at no additional cost to the Owner.

**CODE COMPLIANCE**

The Engineer of Record affirms that Construction Documents are in full compliance with all applicable laws, codes, ordinances, regulations and historical interpretations rendered thereof. Florida Statutes require the authorities having jurisdiction to fully review and require changes to the Construction Documents necessary to achieve compliance prior to issuance of the Construction Permit for the Engineer of Record is not responsible for costs incurred for changes in the Work deemed for compliance after the issuance of the Construction Permit.

**SUPERVISION**

The Contractor shall provide a Plumbing Superintendent who is not an employee of any sub-contractor. This Superintendent shall be sufficiently competent in the plumbing trade to properly direct the plumbing work, including but not limited to review of shop drawings and submittals, aspects of coordination, direction of adjustments required in fitting of the work, identification of incorrect work and direction required for correction of incorrect work.

**AESTHETIC ADJUSTMENT**

Prior to acceptance of the final rough-in, any device may be relocated by the Owner up to 72" in any direction without additional cost.

**PRODUCTS**

A Products are listed by manufacture and model (or series) number. The manufacturer's specifications of construction and materials, installation instructions and operating instructions for the specific product listed are included in full as part of this specification.

**8 SUBMITTAL REVIEW**

- 1 Products are classified as "Basis-of-Design", "Equivalent" or "Industry Standard".
- 2 "Basis-of-Design" indicates that the system design depends upon characteristics of a specific manufacturer's product. A similar product from a different manufacturer may be considered. However, re-engineering will be necessary. Re-engineering costs shall be paid by the Contractor. Submittal of complete product engineering data and manufacturer's installation instructions is required.
- 3 "Equivalent" indicates that the system design does not depend upon a specific manufacturer's product. An equivalent product from a different manufacturer may be employed. Submittal of complete product engineering data and manufacturer's installation instructions is required.
- 4 "Industry Standard" indicates the product is commonly used within the trade. Equivalent products from other manufacturers may be employed. Submittal data is not required.

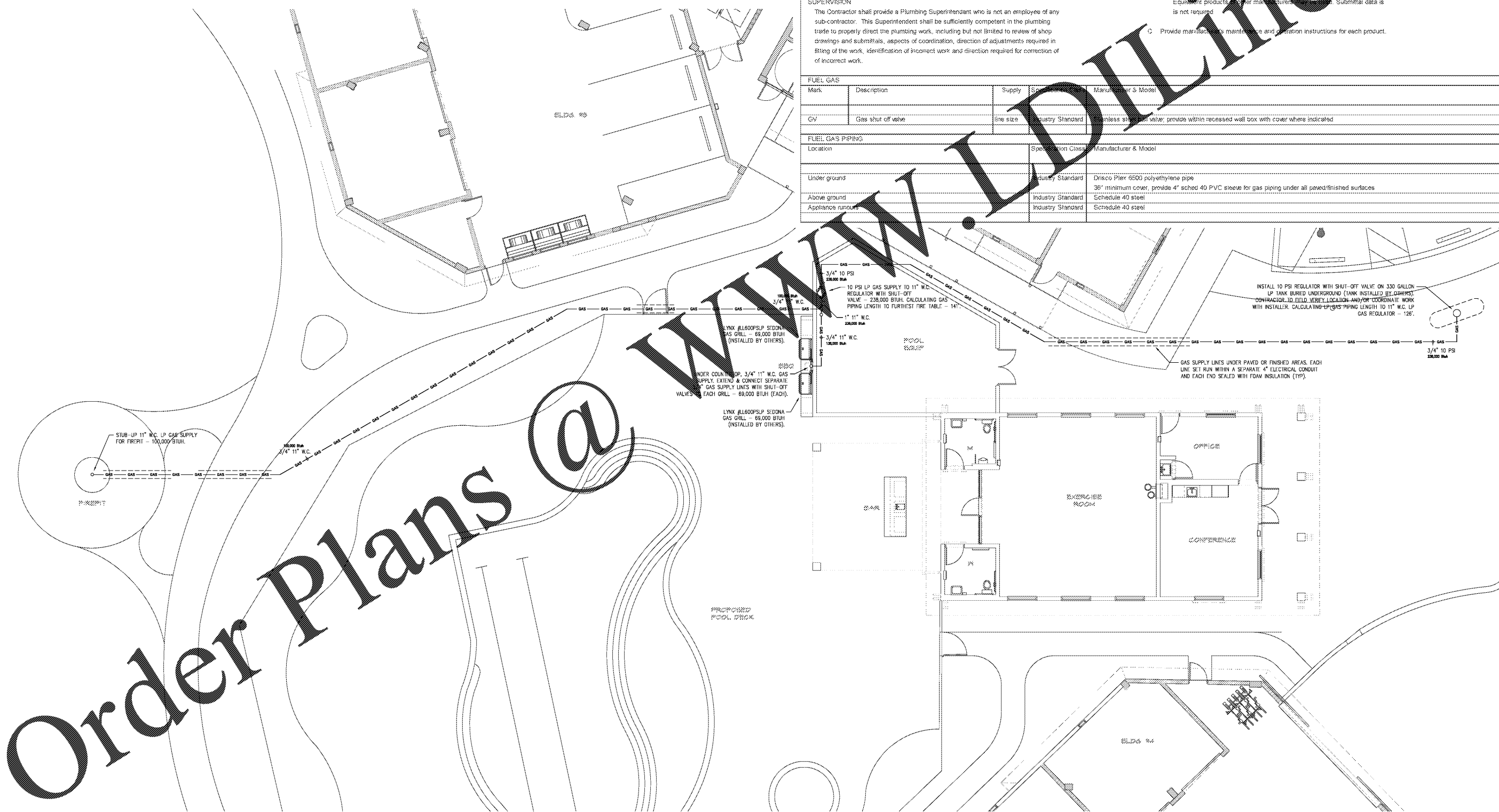
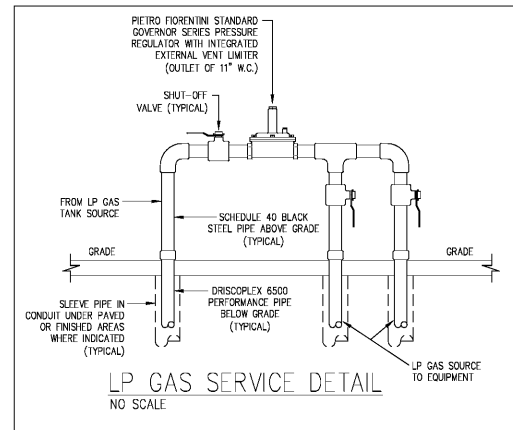
C Provide manufacturer's maintenance and operation instructions for each product.

**FUEL GAS**

Mark	Description	Supply	Specification	Manufacturer's Model
CV	Gas shut off valve	line size	Industry Standard	unless shut off valve, provide within recessed wall box with cover where indicated

**FUEL GAS PIPING**

Location	Specification Class	Manufacturer & Model
Under ground	Industry Standard	Disco Pier 6500 polyethylene pipe 36" minimum cover, provide 4" sched 40 PVC sleeve for gas piping under all paved/finished surfaces
Above ground	Industry Standard	Schedule 40 steel
Appearance runouts	Industry Standard	Schedule 40 steel



AMENITY BUILDING #2 GAS SUPPLY PLAN & DETAILS  
SCALE: 1/8" = 1'-0"

WADSWORTH O'NEAL ASSOCIATES  
5418 COMMERCE PARK DRIVE  
FORT MYERS, FL 33966  
(339) 245-8728  
COA 29733 ENGINEER OF RECORD DANIEL H WADSWORTH PE NO. 37383  
PROJECT NO 15-118

DEVELOPED BY:  
COLONY ISLAND, L.L.C.  
333 3RD AVENUE NORTH  
ST. PETERSBURG, FL 33701

SUNSET POINTE AMENITY BUILDING #2  
AT COLONY KEY


To the best of the Architect's knowledge, the plans, specifications, and applicable minimum building codes and the applicable fire-safety standards as determined by the local authority in accordance with 110.3.1.4.4 and Chapter 633, Florida Statutes



CURTIS GAMES HALL JONES  
ARCHITECTS  
1213 E. 6TH AVE  
YBOR CITY  
TAMPA FLORIDA 33605  
PHONE 813 228-8000  
FAX 813 228-0770  
FL CERT. #AADC01590

- JOB NO. 13118  
DATE: JUNE 26, 2016  
DRAWN BY  
REV. 1  
REV. 2  
REV. 3  
REV. 4  
REV. 5  
REV. 6  
REV. 7  
REV. 8  
REV. 9  
REV. 10  
REV. 11  
REV. 12

PERMIT DOCUMENTS



ENGINEER OF RECORD  
D. WADSWORTH  
LIC. No. 37383

Order Plans @