
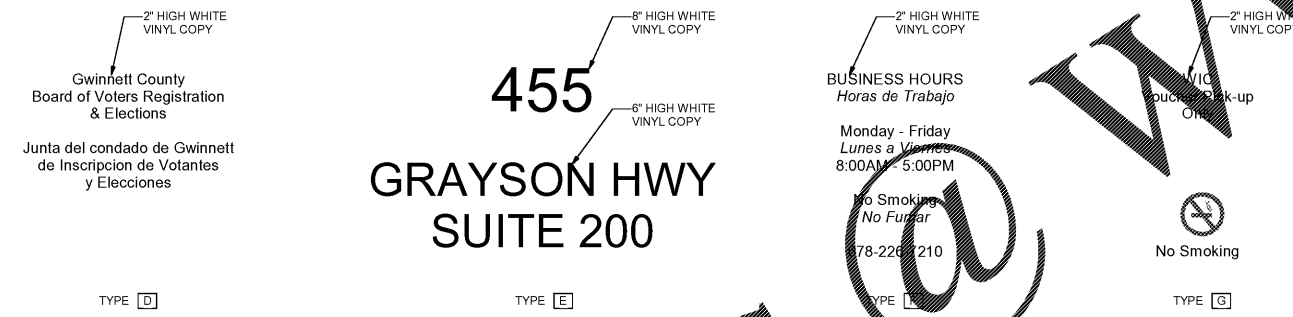


1 Typical Room Signage Type Details  
A10.1 3" = 1'-0"



2 Typical Signage Side View  
A10.1 3" = 1'-0"

3 Typical Signage Top View  
A10.1 3" = 1'-0"




4 Exterior Vinyl Signage Details  
A10.1 3/4" = 1'-0"



5 Exterior Building Mounted Signage Elevation  
A10.1 1/4" = 1'-0"

© 2019  
ALL RIGHTS RESERVED  
THESE DOCUMENTS ARE THE PROPERTY OF PRECISION PLANNING, INC. AND ARE TO BE USED ONLY FOR THE PROJECT AND SITE SPECIFICALLY IDENTIFIED HEREIN. ANY REUSE OR DISTRIBUTION OF THESE DOCUMENTS WITHOUT THE WRITTEN CONSENT OF PRECISION PLANNING, INC. IS STRICTLY PROHIBITED.



**PRECISION**  
Planning Inc.  
planners • engineers • architects • surveyors  
400 Pike Boulevard,  
Lawrenceville, Ga 30046  
770.538.6000 • www.ppi.us

**GWINNETT COUNTY**  
**VOTER REG. AND**  
**ELEC. RENOVATION**  
455 Grayson Hwy  
Lawrenceville, GA 30046

DESIGN	PPI	DRAWN	MEF	CHECKED	BKS
NEW SIGNAGE NOTES AND DETAILS					SHEET TITLE

Date	No.	Description
02-13-19		RELEASED FOR BID

02-13-19	A16-137AGSB	XXX.rvt
DATE	PROJ. NUMBER	FILE NAME
		FILE NUMBER

A10.1

Order Plans

WWW.LDILine.com