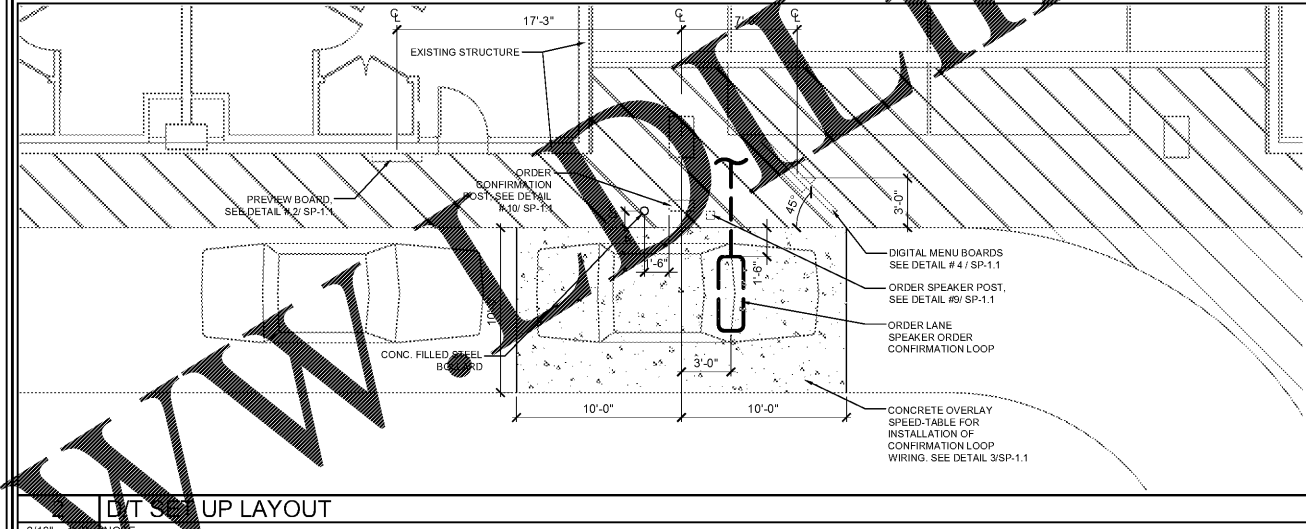


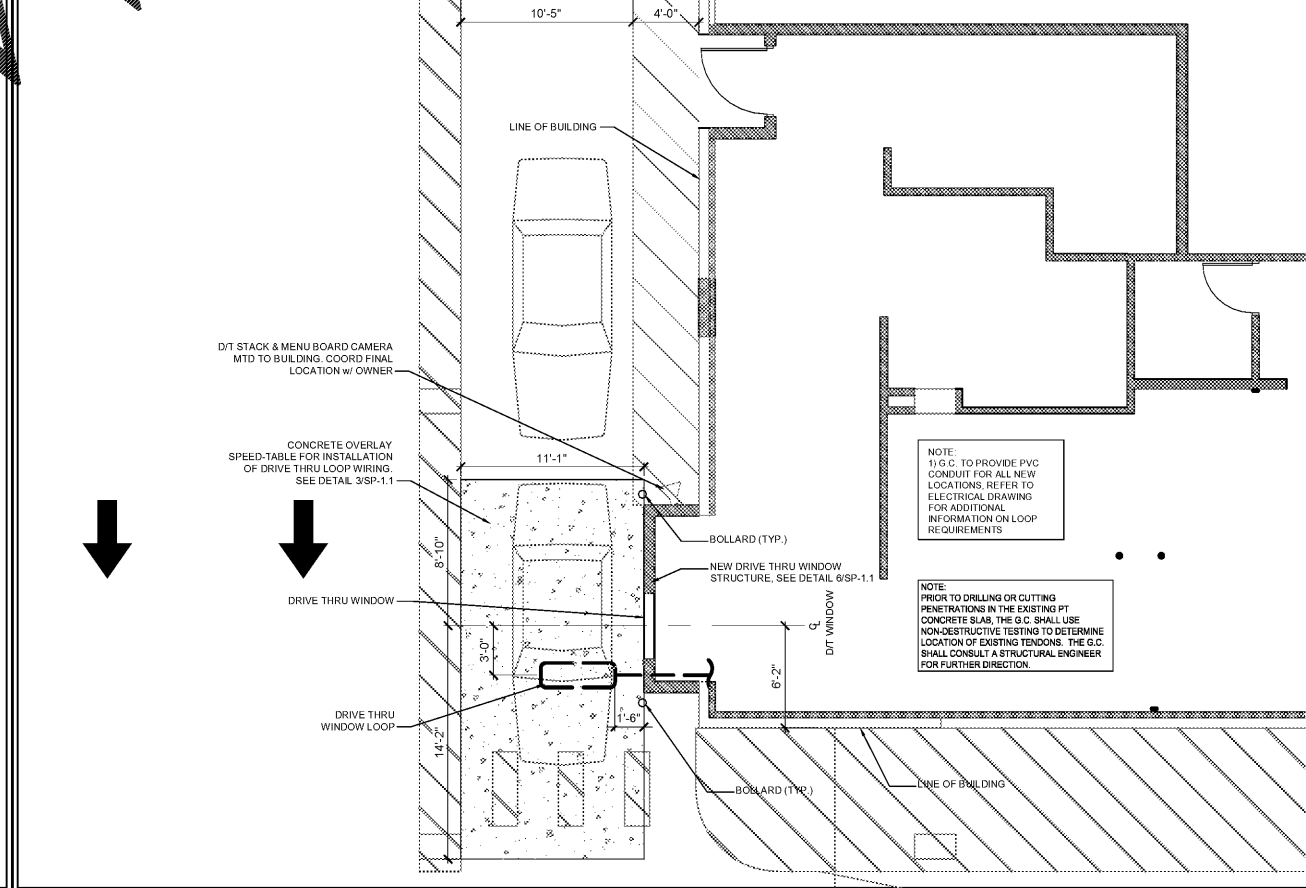
1 SCHEMATIC SITE PLAN  
1" = 20'

- GENERAL NOTES**
1. LOOP PLACEMENT IS DEFINED IN TERMS OF WHERE THE VEHICLE ENGINE BLOCK WOULD BE OVER THE LOOP IF THE CENTER OF THE DRIVER'S SIDE WINDOW IS AT THE SERVICE POINT. THE GOAL IS TO ENSURE THERE IS ONLY ROOM FOR ONE VEHICLE BEHIND THE PREVIOUS LOOP AND THE MERGE POINT, THIS IS HOW SEQUENCING IS POSSIBLE.
  2. REFER TO ELECTRICAL DRAWINGS FOR FURTHER INFORMATION ON CONDUIT LOCATIONS AND QUANTITY CORRESPONDING TO EACH DRIVE THRU SET UP OPTION.
  3. REFERENCE TO MASTER SCHEDULE FOR TRAFFIC STRIPING PAINT.

- SITE NOTES:**
1. LOCATE EXTERIOR MENU SYSTEM AS SHOWN. PREVIEW BOARD AT NEXT CAR.
  2. NOT USED.
  3. NOT USED.
  4. NOT USED.
  5. NOT USED.
  6. CONCRETE PAD AT DRIVE THRU LOOP/DETECTORS SHOULD MATCH THE ADJACENT LOT SURFACE MATERIAL AS MUCH AS POSSIBLE.
  7. NOT USED.
  8. REFER TO CONSTRUCTION SPECIFICATIONS ON GN-1 SHEETS FOR ADDITIONAL SITE PLAN.
  9. G.C. TO COORDINATE W/ FRANCHISEE EXACT SIZE OF PAD FOR MENUBOARD, SPEAKER TOWER, CANOPY & ORDER CONFIRMATION BOARD - SEE WEBSITE FOR MOUNTING REQUIREMENTS & FOR COMPLETE INSTALLATION INFORMATION AND DETAILS. <http://extranet.dunkinbrands.com>
  10. G.C. TO PROVIDE PVC CONDUIT FOR ALL NEW LOCATIONS, REFER TO ELECTRICAL DRAWING FOR ADDITIONAL INFORMATION ON LOOP REQUIREMENTS. CONDUIT SHALL BE OVERHEAD AND DROP DOWN FROM CEILING.
  11. DRIVE-THRU MENU SHOULD BE PLACED AT A 45° ANGLE TO ONCOMING TRAFFIC WITH THE EXCEPTION OF THE 'ALL IN ONE' CANOPY. (SEE DETAIL 3/SP-1.1)




2 DT SETUP LAYOUT  
3/16" = 1'-0"



3 DRIVE THRU PICKUP WINDOW DETAIL  
3/16" = 1'-0"

NOTE: DRAWINGS ARE NOT TO SCALE IF SHEET IS PLOTTED ON 11" x 17"



**H**

STATE OF GEORGIA  
Professional Seal  
2/25/19  
REGISTERED ARCHITECT

**HAMBY ARCHITECTURE & DESIGN, INC.**  
6370 CORN DRIVE  
CUMMING GEORGIA 30028  
770-887-9124

THESE PLANS ARE CONFIDENTIAL PROPERTY OF DUNKIN' BRANDS, INC. UNDER RESTRICTED ACCESS.

NO	DESCRIPTION	DATE	SCALE	DRAWN	PHH	CKD	APPD
	SET REVISIONS						
	SHEET REVISIONS						

DUNKIN - 1270 SPRING STREET, SUITE 7  
ATLANTA GA 30309

**SCHEMATIC SITE PLAN,  
LOOP LOCATIONS, DETAILS  
AND NOTES**

ARCHITECT PROJECT #18-028

**SP-1.0**