

Table MU-1 Mulching Materials and Application Rates

Material	Rate Per Acre and (Per 1088 ft ²)	Notes
Straw (with Seeds)	1 1/2 - 2 tons (70 lbs - 90 lbs)	Spread by hand or machine; anchor wheels subject to blunting.
Straw Alone (no seeds)	2 1/2 - 3 tons (112 lbs - 140 lbs)	Spread by hand or machine; anchor wheels subject to blunting.
Wood Chips	5-6 tons (225 lbs - 270 lbs)	Treat with 12 lbs. nitrogen/ton.
Bark	35 cubic yards (9.8 cubic yards)	Can apply with mulch blower.
Pine Straw	1-2 tons (45 lbs - 90 lbs)	Spread by hand or machine; will not blow like straw.
Peasoot Mulch	18-20 tons (450 lbs - 900 lbs)	Will work off slopes. Treat with 12 lbs. nitrogen/ton.
HEC Ps	8.75 - 12.25 tons (33 lbs - 109 lbs)	Refer to ECTC or Manufacturer's Specifications.


Table PS-1 Commonly Used Plants for Permanent Cover with Seeding Rates and Dates

Species	Seeding Rates/Ac	North	Central	South
Bahiagrass, Pensacola	40 lbs	--	Mar 1-July 1	Feb 1-Nov 1
Bermudagrass, Common	10 lbs	Apr 1-July 1	Mar 15-July 15	Mar 1-July 15
Bahiagrass, Pensacola, Bermudagrass, Common	30 lbs 5 lbs	--	Mar 1-July 1	Mar 1-July 15
Bermudagrass, Hybrid (Lawn Types)	Solid Sod	Anytime	Anytime	Anytime
Bermudagrass, Hybrid (Lawn Types)	Sprigs 1/sq ft	Mar 1-Aug 1	Mar 1-Aug 1	Feb 15-Sep 1
Fescue, Tall	40-50 lbs	Sep 1-Nov 1	Sep 1-Nov 1	--
Sericea	40-60 lbs	Mar 15-July 15	Mar 1-July 15	Feb 15-July 15
Sericea & Common Bermudagrass	40-60 lbs 10 lbs	Mar 15-July 15	Mar 1-July 15	Feb 15-July 15


Table TS-1 Commonly Used Plants for Temporary Cover

Species	Seeding Rate/AC	North	Central	South
Milliet, Browntop or German	40 lbs	May 1-Aug 1	Apr 1-Aug 15	Apr 1-Aug 15
Rye	3 bu	Sep 1-Nov 15	Sep 15-Nov 15	Sep 15-Nov 15
Ryegrass	30 lbs	Aug 1-Sep 15	Sep 1-Oct 15	Sep 1-Oct 15
Sorghum-Sudan Hybrids	40 lbs	May 1-Aug 1	Apr 15-Aug 1	Apr 1-Aug 15
Sudangrass	40 lbs	May 1-Aug 1	Apr 15-Aug 1	Apr 1-Aug 15
Wheat	3 bu	Sep 1-Nov 1	Sep 15-Nov 15	Sep 15-Nov 15
Common Bermudagrass	10 lbs	Apr 1-July 1	Mar 15-July 15	Mar 1-July 15
Crimson Clover	10lbs	Sept 1-Nov 1	Sept 1-Nov 1	Sept 1-Nov 1

TREE PROTECTION (PV)



Dust Control on Disturbed Areas



DEFINITION
Controlling surface and air movement of dust on construction sites, roads, and demolition sites.

PURPOSE
*To prevent surface and air movement of dust from exposed soil surfaces.
*To reduce the presence of airborne substances which may be harmful or injurious to human health, welfare, or safety, or to animals or plant life.

CONDITIONS
This practice is applicable to areas subject to surface and air movement of dust where on and off-site damage may occur without treatment.

METHOD AND MATERIALS

A. Temporary Methods

Mulches. See standard Ds1 - Disturbed Area Stabilization (With Mulching Only). Synthetic resins may be used instead of asphalt to bind mulch material. Refer to specification Tsc - Tackifiers. Resins such as Curasol or Terrateck should be used according to manufacturer's recommendations.

Vegetative Cover. See specification Ds2 - Disturbed Area Stabilization (With Temporary Seeding).

Spray-on Adhesives. These are used on non-silt soils (not effective on slick soils). Keep track of these areas. Refer to specification Tsc - Tackifiers.

Tillage Practices. Designed to roughen

and bring clods to the surface. It is an emergency measure which should be used before wind erosion starts. Begin plowing on windward side of site. Chisel-type plows spaced about 12 inches apart, spring-toothed harrows, and similar plows are examples of equipment which may produce the desired effect.

Irrigation. This is generally done as an emergency treatment. Site is sprinkled with water until the surface is wet. Repeat as needed.

Barriers. Solid board fences, snowfences, burlap fences, crate walls, bales of hay and similar material can be used to control air currents and soil blowing. Barriers placed at right angles to prevailing currents at intervals of about 15 times their height are effective in controlling wind erosion.

Calcium Chloride. Apply at rate that will keep surface moist. May need retreatment.

B. Permanent Methods

Permanent Vegetation. See specification Ds3 - Disturbed Area Stabilization (With Permanent Vegetation). Existing trees and large shrubs may afford valuable protection if left in place.

Topsoiling. This entails covering the surface with less eroding soil material. See specification Tp - Topsoiling.


Stone. Cover surface with crushed stone or coarse gravel. See specification Cr - Construction Road Stabilization.

Order Plans @

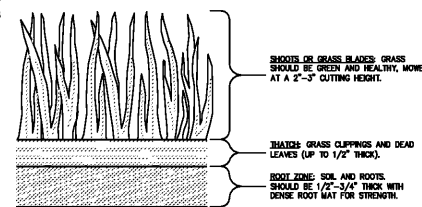
WWW.LandLine.com

USER: Client - Feb 14, 2019 - 8:56am
P: Project Opening Plans Site Department: LAYOUT: ES-4

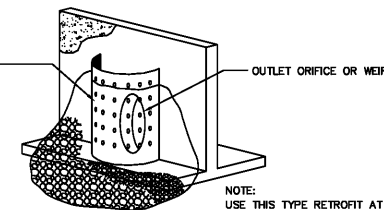
SOD LAYOUT AND PREPARATION



APPEARANCE OF GOOD SOD



SEDIMENT CONTROL RISER
1.7' HIGH 24\"/>




NOTE:
USE THIS TYPE RETROFIT AT THE BEGINNING OF PROJECT. REPLACE AFTER POND IS EXCAVATED. REMOVE AFTER SITE IS STABILIZED.

RT TEMPORARY RETROFITTING N.T.S.

EROSION CONTROL DETAILS

3471 PAVILLE ST
TRUSSVILLE, AL 35096
PHONE: 404-567-5701
FAX: 404-567-5703
WWW.BDGSE.COM

BDG
Buckel Design Group, LLC.



PROPOSED COMMERCIAL DEVELOPMENT
TRUSSVILLE, JEFFERSON COUNTY, AL

FOR: GEMCAP DEVELOPMENT
WINSTON-SALEM, NORTH CAROLINA

REVISION	BY

DRAWN: GDL
CHECKED: ADB
ISSUED DATE: 2/11/2019
ISSUED FOR PERMIT REVIEW
PROJECT NO.: 18-188
FILE: 18-188 Details

SHEET
ES-4