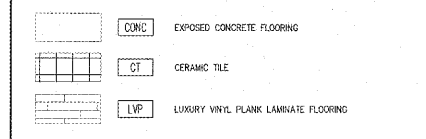


**GENERAL NOTES**

1. GYPSUM WALLS TO RECEIVE PAINT SHALL HAVE GYPSUM WALLBOARD PRIMER APPLIED PRIOR TO PAINTING
2. GYPSUM FINISH LEVELS SHALL COMPLY WITH GYPSUM ASSOCIATION CA-214
3. GYPSUM WALLBOARD SHALL BE 5/8" THICK, ONLY PRODUCTS FROM A GYPSUM ASSOCIATION MEMBER COMPANY SHALL BE USED.

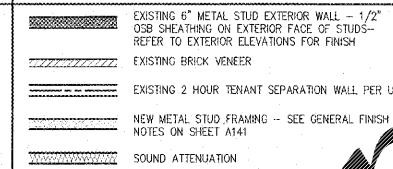
**FLOOR LEGEND**



**FLOOR FINISH NOTES**

1. G.C. TO INSTALL WHITE FRP BOARD MIN. 6'-8" CENTERED BETWEEN FIXTURES. INSURE ALL EDGES ARE SEALED WITH MANUFACTURERS TRIM.
2. G.C. TO INSTALL 4"x4"x3/4" PLYWOOD FOR BATTERY CHARGER OR TELEPHONE/DATA. BOTTOM OF BOARD @ 36" AFF.
3. G.C. TO INSTALL 2x6 PRESSURE TREATED BASE AT PERIMETER OF ROOM.
4. G.C. TO INSTALL 5/8" PLYWOOD ABOVE WOOD BASE TO 8'-0" MIN. OVER GYP. BD.
5. G.C. TO INSTALL 3"x3"x5/8" PLYWOOD IN CORNER. INSTALL 6" BELOW BELOW CEILING PLAN TO MATCH WALL.
6. G.C. TO INSTALL 4" CROWN MOLDING ON ALL SIDES OF T WALL.
7. G.C. TO INSTALL 5/8" PLYWOOD BEHIND GYP. BD. FULL EXTENT OF WALL.
8. G.C. TO INSTALL 2x4 BLOCKING IN ALL PERIMETER WALLS. BLOCKING TO BE 6"-10" AFF TO CENTER COORDINATE WITH SHELL PERMIT TO BE INSTALLED PRIOR TO INTERIOR SHEATHING.
9. ACCENT WALL WITH SW7036 CITYSCAPE WALL FINISHES - SEE FINISH SCHEDULES BELOW.

**WALL TYPE LEGEND**



**DIMENSION NOTES**

- 3'-0" TO FACE OF STUD
- 3'-0" MIN. MINIMUM DIMENSION ALLOWED (MAY BE MORE)
- 3'-0" MAX. MAXIMUM DIMENSION ALLOWED (MAY BE LESS)
- EXACT DISTANCE BETWEEN FINAL FINISHED SURFACES (ALL DIMENSIONS TO FACE OF FRAMING UNLESS OTHERWISE NOTED)
- TARGET DIMENSION WHICH MAY NOT BE ACHIEVED IN FIELD - BE AWARE OF POSSIBLE CHANGE IN THESE FINISH SURFACES

**EXPOSED STRUCTURE PAINT SCHEDULE**

ROOM	LOCATION	COLOR	SURFACE	PRIMER	# OF COATS	FINISH	# OF COATS
100 SALES	EXPOSED ROOF STRUCTURE	BASE2 - TINT TO SW 7035 AESTHETIC WHITE	STL	DIM ACRYLIC PRIMER B66W	1	WATERBORNE ACRYLIC DRYFALL EG-SHEL B42 W 2 TINT	2
100 SALES	EXPOSED HVAC	BASE2 - TINT TO SW 7035 AESTHETIC WHITE	ALUM	DIM ACRYLIC PRIMER B66W	1	WATERBORNE ACRYLIC DRYFALL EG-SHEL B42 W 2 TINT	2
			STL	DIM ACRYLIC PRIMER B66W	1	WATERBORNE ACRYLIC DRYFALL EG-SHEL B42 W 2 TINT	2

**PAINT SCHEDULE**

ROOM(S)	LOCATION	COLOR	SURFACE	PRIMER	# OF COATS	FINISH	# OF COATS
100 SALES 103 STAGING	ALL WALLS EXCEPT WINDOW WALL AND T-WALL	SW 7036 ACCESSIBLE BEIGE	OWB	ROLLER OR SPRAY USE DRYWALL PRIMER INTERIOR LATEX 829 W 6000	1	EMERALD INTERIOR LATEX SATIN K37 ** EXTRA WHITE BASE	2
100 SALES	ACCENT WALL AND T-WALL	SW 7067 CITYSCAPE	OWB		1	EMERALD INTERIOR LATEX SATIN K37 ** DEEP BASE	2
104 OFFICE 101 MEN 102 WOMEN	ALL WALLS	SW 7036 ACCESSIBLE BEIGE	OWB	SPRAY ONLY HIGH BUILD INT LTX DRYWALL PRIMER 829W6000	1	EMERALD INTERIOR LATEX SATIN K37 ** EXTRA WHITE BASE	2
105 STOCKROOM	ALL FINISHED DRYWALL	WHITE	OWB		1	FRONMAR 200 INTERIOR LATEX EGGSHELL 820 WF 6000	2
100 SALES	DRYWALL CEILING	SW 7036 ACCESSIBLE BEIGE	OWB		1	EMERALD INTERIOR LATEX SATIN K37 **	2
AS APPLICABLE	DRYWALL CEILING	WHITE	OWB		1	EMERALD INTERIOR FLAT EXTRA WHITE K35 W 00351 **	2
ALL ROOMS EXCEPT WINDOW WALL AND T-WALL	DOORS AND TRIM	SW 7036 ACCESSIBLE BEIGE	MTL	PREPARE WALL AND WOOD INT OIL PRIMER B49W2	1	PROCLASSIC WATERBORNE INTERIOR ACRYLIC SEMI-GLOSS ENAMEL B31 W 1150	2
			MTL	IF NOT FACTORY PRIMED, USE STEEL - KEM KROMK PRIMER ALUM - DTM WASH PRIMER	1	PROCLASSIC WATERBORNE INTERIOR ACRYLIC SEMI-GLOSS ENAMEL B31 W 1150	2
100 SALES	WINDOW WALL WINDOW TRIM AND T-WALL CROWN MOLDING	SW 7035 AESTHETIC WHITE	WD	PREPARE WALL AND WOOD INT OIL PRIMER B49W2	1	PROCLASSIC WATERBORNE INTERIOR ACRYLIC SEMI-GLOSS ENAMEL B31 W 1150	2
105 STOCKROOM	EXT AND RECEIVING DOORS INSIDE AND OUTSIDE	MATCH EXTERIOR BUILDING	MTL	IF NOT FACTORY PRIMED, USE STEEL - KEM KROMK PRIMER ALUM - DTM WASH PRIMER	1	INDUSTRIAL ENAMEL B54 - CUSTOM MATCH TO BUILDING EXTERIOR	2
103 STAGING	CONCRETE FLOOR	HAZE GRAY	CONCRETE			BESAGO - ARMORSEAL / REXTHANE URETHANE FLOOR COATING*	2
105 STOCKROOM	CONCRETE FLOOR	HAZE GRAY	CONCRETE			BESAGO - ARMORSEAL / REXTHANE URETHANE FLOOR COATING*	2

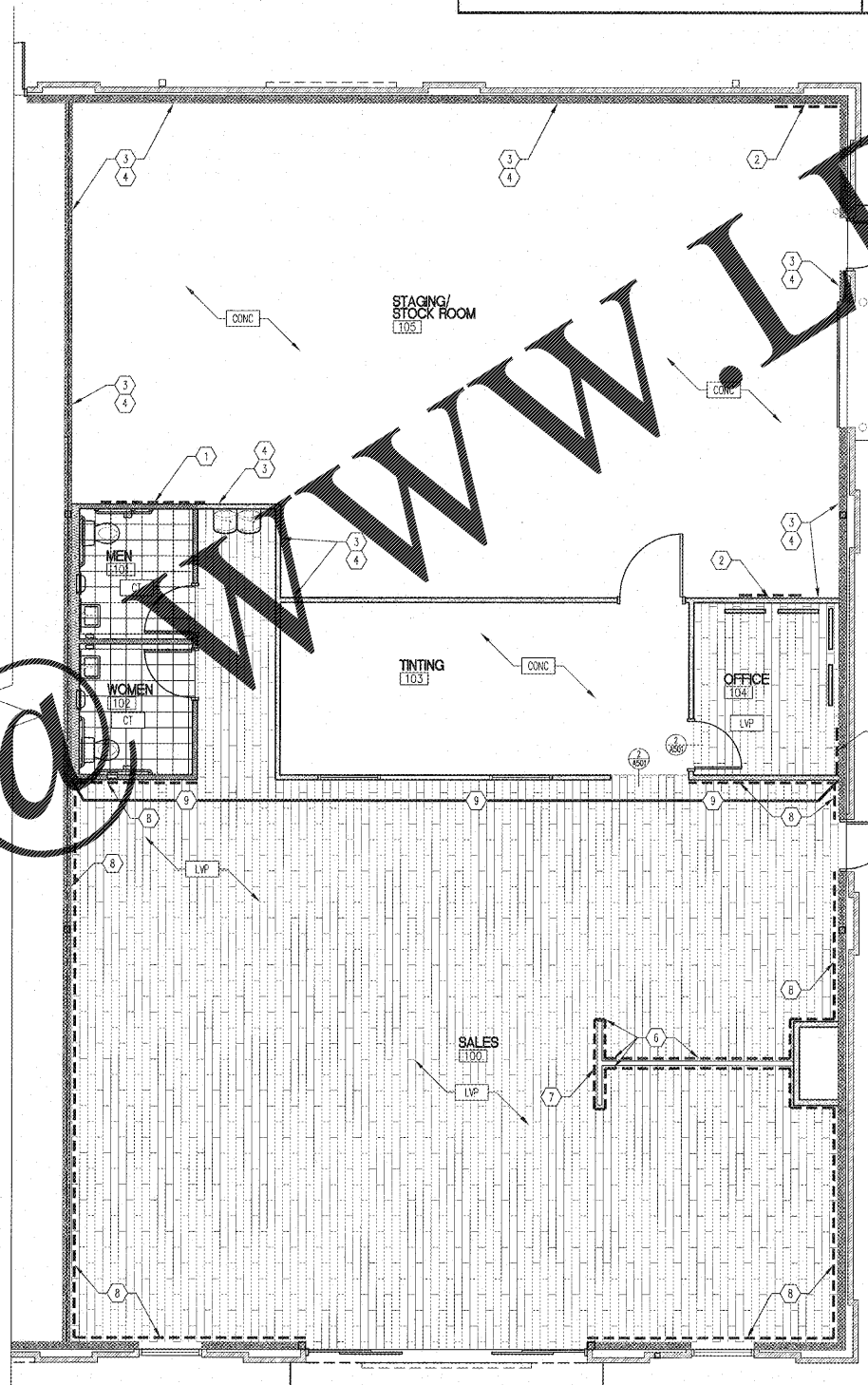
\* MAY APPLY FIRST COAT WITH UP TO 10% REDUCTION USING 8765S; ADD HMC 50MRK-GRP IN SECOND COAT AS ANTI-SHED ADDITIVE  
\*\* FOR EMERALD PRODUCTS USE ONLY ONE OF THESE ROLLER COVERS: SW 3/8" CONTRACT SERIES 100S POLYESTER OR PURDY 3/8" WHITE DOVE.

**FINISH SCHEDULE**

MARK	MATERIAL	MANUFACTURE	STYLE/COLOR	REMARKS
ACT	ACOUSTIC CEILING TILE	USG	FISSURED 2x2 TILE WITH SLANT EDGE, #506 WITH DX/DXL GRID	GRID AND TILE TO BE WHITE
CONC	CONCRETE	-	EXPOSED CONCRETE	SEE PAINT SCHEDULE FOR FINISH COLOR
CT	CERAMIC TILE	DALTILE	SALERNO GRID PERLA #5L84	12"x12" CERAMIC TILE AND 3"x12" BULLNOSE CAP; GROUT: LAROCRETE #85 DELORIAN GRAY
LVP	LUXURY VINYL PLANK LAMINATE FLOORING	MANNINGTON	NATURE'S PATH HERITAGE CHERRY 12103	LAY IN RANDOM PATTERN; OWNER SUPPLIED, G.C. INSTALLED
PLAN	PLASTIC LAMINATE	WILSON ART	LUMBER MAPLE 10734-60	PLAN FOR BUILT-IN DESKTOP AND SHELF
VDB	VINYL COVE BASE	MANNINGTON	907-4CL STONE GRAY	4" HEIGHT; OWNER SUPPLIED, G.C. INSTALLED
VCT	VINYL TILE	MANNINGTON	PROGRESSIONS 55131 OYSTER WHITE	LAY IN CHECKERBOARD PATTERN; USE MANNINGTON V-11 ADHESIVE

**ROOM FINISH SCHEDULE**


ROOM	FLOOR	BASE	CEILING		REMARKS
			MATERIAL	HEIGHT	
100 SALES	LVP AND VCT	VDB	-	OPEN TO STRUCT.	SEE FINISH PLAN; USE VINYL TRANSITION STRIPS AT CONCRETE
103 STAGING	PAINTED CONCRETE	VDB	2x2 ACT	10'-0"	INCLUDE BATT INSULATION FOR NOISE CONTROL; USE VINYL TRANSITION STRIPS AT CONCRETE
104 OFFICE	VCT	VDB	2x2 ACT	9'-0"	INCLUDE BATT INSULATION FOR NOISE CONTROL
101 MEN	CT	CT	2x2 ACT	9'-0"	INCLUDE CERAMIC MANSOOT TO 63" AFF; INCLUDE BATT INSULATION FOR NOISE CONTROL
102 WOMEN	CT	CT	2x2 ACT	9'-0"	INCLUDE CERAMIC MANSOOT TO 63" AFF; INCLUDE BATT INSULATION FOR NOISE CONTROL
105 STOCKROOM	PAINTED CONCRETE	2x6 PRESSURE TREATED WD	-	OPEN TO STRUCT.	PAINT ALL WALLS AND DOORS; PLYWOOD PROTECTION TO 8'-0" AFF ABOVE BASE ON ALL WALLS



**1 FLOOR FINISH PLAN**  
SCALE: 3/16" = 1'-0"

Order Plans

LMHT Project No. 18155.00  
 THIS DRAWING IS THE PROPERTY OF THE ARCHITECT AND SHALL NOT BE REPRODUCED OR USED WITHOUT HIS WRITTEN PERMISSION.  
**LMHT ASSOCIATES**  
 ARCHITECTS  
 3005 CARRINGTON BLVD. #100  
 3005 TULLY MEMORIAL BLVD., SUITE 100  
 WARRINGTON, NC 27579  
 PHONE: 919.344.8887 FAX: 919.344.9399



PROJECT: **SHERWIN-WILLIAMS**  
 201 MATTHEWS DRIVE, SUITE 103  
 HOLLY SPRINGS, NC 27539  
 DRAWING: **FINISH FLOOR PLAN**

Revisions
REVISION DATE
PROJECT DATE 2/8/2019
Drawn By MTP
Checked By TD
Sheet No. A131